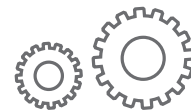


# SWITCHES AND SOCKETS



TECHNICAL CATALOGUE

LOGUS<sup>90</sup>



# ELKO EP




**We are traditional, innovative and purely Czech development manufacturer of electronic devices and we have been your partner in the field of electroinstallations for 27 years.**

ELKO EP employs about 330 people, exports its products to more than sixty six countries, and has representatives in fourteen foreign branches. Company of the Year of the Zlín Region, Visionary of the Year, Global Exporter of the Year, Participation in the Czech TOP 100, these are just some of the awards received. Still, we are not finished. We are constantly striving to move forward in the field of innovation and development. That's our primary concern.

Millions of relays, thousands of satisfied customers, hundreds of our own employees, twenty seven years of research, development and production, fourteen foreign branches, one company. ELKO EP, innovative- a purely Czech company based in Holešov, where development, production, logistics, service and support go hand in hand. We primarily focus on developing and manufacturing systems for building automation in the residential, commercial and industrial sector, a wide range of Smart city facilities and the so-called Internet of Things (IoT).



# Facts and stats



## WE ARE



### DEVELOPERS

In the new R&D center, more than 30 engineers develop new products and extend the functionality of existing products.



### PRODUCERS

Modern antistatic spaces, 2x fully automated SMD production lines, 2 shift operations.



### SUPPORT

24 hours / 7 days / 360 days we not only provide technical support but also logistics.



### SELLERS

Personal access to more than 70 sales representatives in ELKO EP Holding provides impeccable services and superior products at an affordable price.



#### Timers/Relays

[www.elkoep.com/relay-modular-electronic-devices](http://www.elkoep.com/relay-modular-electronic-devices)

A wide range of electronic modular devices, which bring new possibilities to home and office control, monitoring and security, as well as to industrial process control: time relays, installation contactors, staircase automatic switches, time switches clocks, dimmers, thermostats, power supplies units, control and signalling devices, GSM gates, etc.



#### Protection relays for industry

[www.elkoep.com/protection-monitor-relay](http://www.elkoep.com/protection-monitor-relay)

Every household, every object and every machine needs a monitoring relay. There are several reasons why, overvoltage, under voltage, phase failure, asymmetry, frequency, or power factor.



#### iNELS Air – IoT devices

[www.elkoep.com/iot-products](http://www.elkoep.com/iot-products)

The new iNELS Air product line responds to the dynamically developing network IoT (Internet of Things). These networks enable devices to communicate safely, over long distances and are optimized to minimize power consumption. The product group includes sensors for communication on the Sigfox, LoRa and NB-IoT protocol.



#### Wireless electroinstallation (RF)

[www.elkoep.com/wireless-rf-control](http://www.elkoep.com/wireless-rf-control)

A unique wireless control system providing you perfect control over your home! The RF Control system enables you to control functions such as heating, lighting, electrical appliances and window shutters, all with a single touch. No wall cutting, fast and easy installation, exclusive design of wireless wall switch buttons and other components.



#### Wired electroinstallation (BUS)

[www.elkoep.com/inels-bus-system](http://www.elkoep.com/inels-bus-system)

The BUS system offers a unique solution for new installations (refurbishment) in family houses, hotels and villas. It offers a wide range of functions for both automation and comfort.



#### Energy management

[www.elkoep.com/energy-management](http://www.elkoep.com/energy-management)

Measuring energy consumption in the home or in larger areas is an increasing trend. Our products provide measurement with three different technologies – using a BUS or wireless and with the IoT.



#### Wireless Retrofit Hotel (HRESK)

[www.elkoep.com/hotel-hresk](http://www.elkoep.com/hotel-hresk)

Hotel Room Energy Saving Kit - Solutions for hotel rooms based on wireless technology is designed to function in existing hotels. It is possible to simply elevate the existing electrical installation to a higher level without long-lasting construction modifications.



#### Hospitality Hotel (GRMS)

[www.elkoep.com/inels-hospitality](http://www.elkoep.com/inels-hospitality)

Guest Room Management System – The BUS system is designed mainly for hotels and offers comfortable and easy control of hotel rooms, reception and restaurant.



#### Building management system

[www.elkoep.com/bms](http://www.elkoep.com/bms)

Building Management System is a comprehensive solution for monitoring, and controlling even the most complex of building systems. You can monitor everything on your computer monitor or tablet in the comfort of reception or office.



#### Lighting control

[www.elkoep.com/lighting-control](http://www.elkoep.com/lighting-control)

A sector that offers complete control over all lighting devices. From switching, dimming to controlling your favourite DALI luminaires. Everything can be controlled with a connection to iNELS wired or wireless technology.



#### Multimedia

[www.elkoep.com/av-multimedia](http://www.elkoep.com/av-multimedia)

Here you can find extensions for our iNELS system and not just for it. Lara Music Players, Intercoms and Door Communicators, Application Communication Servers and 3rd party applications.



#### Switches and sockets

[www.elkoep.com/logus90-products](http://www.elkoep.com/logus90-products)

We offer you exclusive switches, sockets and accessories in a standard plastic or metallic design. However, there are also charming luxury frames from purely natural materials such as genuine wood, metal, granite or tempered glass. Be special!



#### Lighting sources

[www.elkoep.com/lighting-sources](http://www.elkoep.com/lighting-sources)

Are you looking for a bulb for your chandelier? In this section you will find among the most common types of bulbs also LED strips and other LED sources, power transformers and installation accessories such as ALU profiles, diffusers.





As when we painted our future housing on paper with crayons when we were young, the LARA configurator allows us to indulge in this hobby to this day. Do you like timeless design of frames made of natural materials? Would you like glass switches and controls? Do not you know if they'll be in tune with the colour of your walls? Will they fit comfortably into a given area?

 [lara.inels.com](http://lara.inels.com)



Try the LARA configurator online. You can choose from one single frame to five frames. Combine the features that will keep you entertained!



### Just 4 steps in the configurator:

At each step of the configurator, you choose, for example, the installation method, the size or design of the frame (e.g. glass, wood, metal), the wall colour/type and the type of speakers (wall, ceiling, ...). The result delivers an overview and estimated total cost. You can place the order here directly or send it by email.

## 1. LARA device type

FUNKCE	LARA Radio	LARA Interkom
Rádio	<input checked="" type="checkbox"/>	<input checked="" type="checkbox"/>
Hudba	<input checked="" type="checkbox"/>	<input checked="" type="checkbox"/>
Videotelefon	<input type="checkbox"/>	<input checked="" type="checkbox"/>
Interkom	<input type="checkbox"/>	<input checked="" type="checkbox"/>
Multimédia	<input type="checkbox"/>	<input checked="" type="checkbox"/>

## 2. Installation type

## 3. Design selection

## 4. Select speakers

<b>Basic information</b> .....	8
- Design lines LOGUS <sup>90</sup>	
- Benefits of the MEC 21 Series Mechanisms	
- Ordering example	
<b>Control devices and Rockers / Cover plates</b> .....	12
- Switch	
- Pull-cord Push-button	
- Key Lock Push-button	
- Rocker Push-button	
- Rotary Switch	
- Push-button	
- Button	
- Blind push-button switch	
- Circuits Digital Time Switch	
- Motion Detector	
- Temperature Control	
- Dimmers	
<b>Sockets and Cover plates</b> .....	18
- Energy sockets	
- Schuko, EURO - USA	
- Data sockets	
- Multimedia socket, USB	
- Telephone socket	
- Radio, television and satellite sockets	
- RJ45 connectors	
<b>Accessories</b> .....	24
- Accessories	
- Accessory for controlling blinds	

<b>Other</b> .....	25
- Loudspeakers	
- Accessories	
- Complete devices (mechanism + cover plate + frame)	
<b>Frames, Back plate covers with Frame</b> .....	28
- BASE	
- AQUARELLA	
- ANIMATO	
- CRYSTAL	
- METALLO	
- ARBORE	
- PETRA	
- Frames - Dimensions	
<b>Technical data</b> .....	34
- Wiring Diagram	
- Technical Data	
<b>Waterproof 48 series</b> .....	45
- Switches and sockets with IP65 protection	
<b>LARA</b> .....	49
- LARA Radio, LARA Intercom	
- Intercom & Videophone	
- Installation	
- Accessories	
RFWB-20/G, RFWB-40/G .....	54
RFTC-50/G .....	55

# LOGUS<sup>90</sup>

## BASE

Smart finish. Discrete shape of function.

Dimensions: 85.6 x 85.6 mm



BR - White

MF - Ivory

## AQUARELLA

Distinct colors. Shades that characterize the space.

Dimensions: 85.6 x 85.6 mm



GE - Ice

PE - Pearl

AL - Aluminium

IS - Gray

PM - Black

DU - Gold

## ANIMATO

Large selection of colors, modern design and pleasant price.

Dimensions: 94 x 94 mm



BB - White/White

MM - Ivory/  
Ivory

EE - Ice/Ice

PP - Pearl/Pearl

RG - Yellow/Ice

DG - Green/Ice

ZG - Blue/Ice



JG - Orange/Ice

VG - Red/Ice

TS - Brick/Gray

BS - Wine/Gray

AA - Aluminium/  
Aluminium

AS - Aluminium/Gray

SS - Gray/Gray



PG - Black/Ice

PA - Black/Aluminium

PS - Black/Gray

RR - Black/Black

UG - Gold/Ice

UU - Gold/Gold




**CRYSTAL**

Brightness and clarity. Shades that bring the shine of crystals into a honed experience.

Dimensions: 94 x 94 mm



CG - Cristal/Ice    CP - Cristal/Pearl    CA - Cristal/Aluminium    CS - Cristal/Gray



EC - Glass - black/Pearl    EG - Glass - black/Ice    EA - Glass - black/Aluminium    ES - Glass - black/Gray    EP - Glass - black/Black

**METALLO**

Distinct and modern feel. The refinement and brightness of metal enhance the value of the surroundings, and lend inspiration to great moments.

Dimensions: 94 x 94 mm



TP - Titanium/Pearl    IA - Inox/Aluminium    OP - Gold/Pearl    QS - Nickel/Gray    US - Aluminium/Gray    RS - Chrome/Gray    OU - Gold/Gold

**ARBORE**

Selection of natural materials. Warm shades of wood with their varying structures create a room full of happiness and sincere comfort.

Dimensions: 94 x 94 mm




FP - Beech Wood/Pearl    JP - Cherry Tree /Pearl    MS - Mahogany/Gray    NA - Walnut Tree/Aluminium

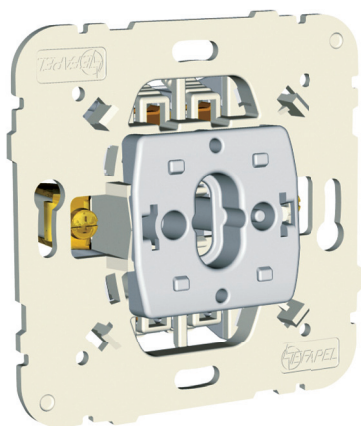
**PETRA**

Selection of natural materials. Warm shades of wood with their varying structures create a room full of happiness and sincere comfort.

Dimensions: 94 x 94 mm



GG - Granite/Ice    GP - Granite/Pearl    GA - Granite/Aluminium    GS - Granite/Gray




The MEC21 Series Mechanisms for the LOGUS<sup>90</sup> Design Series are made of a special alloy of non-combustible plastics that, due to their strength and elasticity, prevent destruction or damage to the body. The plastic design of the mechanism also ensures secure isolation from the conductive parts of the installation.

The mounting frame is an integral part of the device. The whole device is compact, lightweight and allows for easy and quick assembly without the use of tools.


With the "smart clips" on the front of the device, the frame and cover can be easily snapped on and off. It can be easily and quickly changed and adapted to the current colours of the walls of your interior.

10A - 250V~ - Screwless connection


16A / 20A - 250V~ - Connection with screw terminals




Quick Clips allow installation to adjust the frame on an uneven wall (two positions for the "snap" frame). Inequality walls will allow the deal and Floating Fingerboard.




Ability to test electrical functionality of your device without disassembly.



Shaped edge of the body mechanism to align the mounting multiple devices.



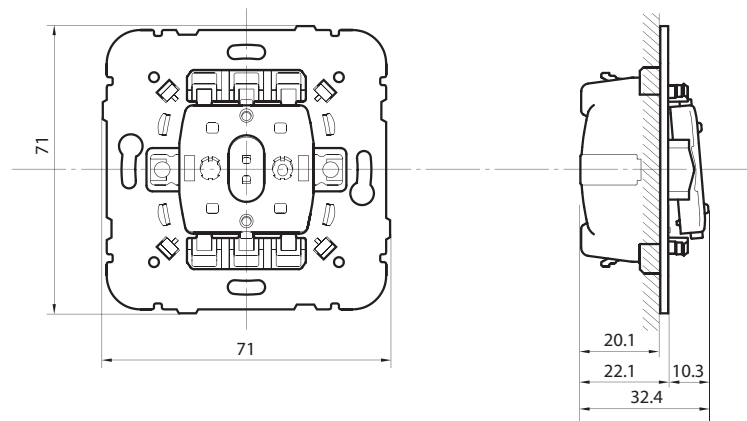
Depth 20 mm only allows mounting to instrumentation device / box.




Screwless terminals provide fast and quality connection without need of instrument usage. Double terminals on every pole provide multiple connection without need of extra terminals usage.



Ability to test electrical functionality of your device without disassembly.



Order example



**MECHANISM MEC21**

oder code: 21 ...  
 e.g.:  
 21011 = Single Pole Switch  
 21111 = Earth Socket

**FRAME**


oder code: 909 ... T x x  
 e.g.:  
 90910 TBR = Single Frame, plastic/white  
 90930 TCS = Triple Frame, cristal/gray

**ROCKER / COVER PLATE**

oder code: 90 ... T x x  
 e.g.:  
 90601 TBR = kRocker for Switches, white  
 90652 TAL = Safety Cover Plate for Earth Socke, aluminium

**COMPLETE PRODUCT**

oder code: ...  
 e.g.:  
 21011, 90910 TBR, 90601 TBR  
 Mechanism, Frame, Rocker /  
 Cover Plate























The entire design series are available from 1 frame up to 4 frames.

The BASE and AQUARELLA series are available from 1 frame up to 5 frames.







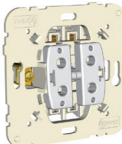

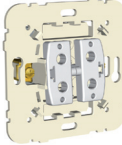


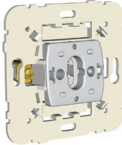







Horizontal or vertical position of the frame is possible thanks to their symmetrical shape.

Device covers in red, orange, green for hospital environments.

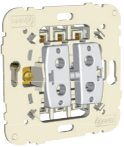

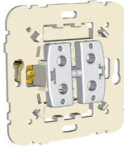















Control devices			Rockers / Cover plates					
	Order code	Box (Un)		Order code	Color	Box (Un)		
	Single Pole Switch 10AX - 250V~	21011	10		Rocker for Switches	90601 T	BR MF GE PE AL IS PM DU	20 2
	Three Circuits Switch 16AX - 250V~	21088	10		Triple Rockers	90661 T	BR MF GE PE AL IS PM DU	20 2
	Single Pole Switch with Orienting Light 10AX - 250V~	21012	10		Rocker for Lighted Switches	90602 T	BR MF GE PE AL IS PM DU	20 2
	Single Pole Switch with Pilot Lamp 10AX - 250V~	21013	10		Rocker for Lighted Switches / Push-button with Lamp Symbol	90797 T	BR MF GE PE AL IS PM DU	20
	Two-pole Switch 10AX - 250V~	21021	10		Rocker for Switches	90601 T	BR MF GE PE AL IS PM DU	20 2
	Two-pole Switch with Pilot Lamp 10AX - 250V~	21023	10		Rocker for Two-pole Switch	90608 T	BR MF GE PE AL IS PM DU	2
	Two-pole Switch with Pilot Lamp 10AX - 250V~	21023	10		Rocker for Lighted Switches	90602 T	BR MF GE PE AL IS PM DU	20 2
	Two-pole Switch with Pilot Lamp - 20A 20A - 250V~	21024	10		Rocker for Lighted Switches / Push-button with Lamp Symbol	90797 T	BR MF GE PE AL IS PM DU	20 2
	Card-system Switch 10AX - 250V~ - For ATM card type (Ref. 21999).	21031	10		Cover Plate for Card-system Switch	90731 T	BR MF GE PE AL IS PM DU	2
	Card-System Timer Switch 16 A - 100-240V~	21033	1		Cover Plate for Card-System Timer Switch	90733 T	BR MF GE PE AL IS PM DU	1

Legend: T - Rocker, Cover Plate or Frame. BR - White, MF - Ivory, GE - Ice, PE - Pearl, AL - Aluminium, IS - Gray, PM - Black, DU - Gold.  
Wiring diagrams can be found on 32 to 43.





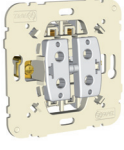
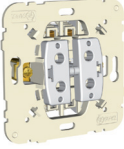

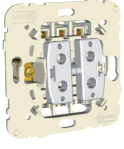
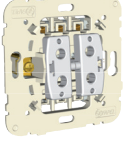
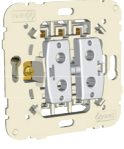

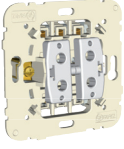


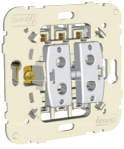


Control devices		Order code	Box (Un)	Rockers / Cover plates		Order code	Color	Box (Un)
	Electronic Very Low Tension 4-Gang Push-button 12V - 50mA / 32V - 18mA	21164	10		Quadruple Rocker	90600 T	BR MF GE PE AL IS PM DU	2
	Intermediate Switch 10AX - 250V~	21051	10		Rocker for Switches	90601 T	BR MF GE PE AL IS PM DU	20 2
	Intermediate Switch with Orienting Light 10AX - 250V~	21052	10		Rocker for Lighted Switches	90602 T	BR MF GE PE AL IS PM DU	20 2
	Two Circuits Switch 10AX - 250V~	21061	10		Double Rockers	90611 T	BR MF GE PE AL IS PM DU	20 2
	Two circuit switch 5 20 A - 250 V	21065	10					
	Two-way Switch 10AX - 250V~	21071	10		Rocker for Switches	90601 T	BR MF GE PE AL IS PM DU	20 2
	Two-way Switch - 20A 20A - 250V~	21075	10					
	Two-way Switch with Orienting Light 10AX - 250V~	21072	10		Rocker for Switches	90601 T	BR MF GE PE AL IS PM DU	20 2
	Two-way Switch with Pilot Lamp 10AX - 250V~	21073	10		Rocker for Lighted Switches	90602 T	BR MF GE PE AL IS PM DU	20 2
	Pull-cord Push-button 10A - 250V~	21091	10		Cover Plate for Pull-cord Push- button / Two-way Switch The pull-cord is part of the cover plate and connects to the device with a plastic end.	90741 T	BR MF GE PE AL IS PM DU	2
	Pull-cord Two-way Switch 10AX - 250V~	21092	10					






Control devices			Rockers / Cover plates					
		Order code	Box (Un)		Order code	Color	Box (Un)	
	Double Two-way Switch 10AX - 250V~	21101	10		Double Rockers	90611 T	BR MF GE PE AL IS PM DU	20 2
	Double Two-way Switch - 20A 20A - 250V~	21103	10					
	Rocker Push-button (NO+NC) 10A - 250V~	21150	10		Rocker for Switches	90601 T	BR MF GE PE AL IS PM DU	20 2
	Rocker Push-button 10A - 250V~	21151	10		Rocker for Switches with Lock Symbol	90604 T	BR MF GE PE AL IS PM DU	2
					Rocker for Switches with Bell Symbol	90605 T	BR MF GE PE AL IS PM DU	2
					Rocker for Switches with Maid Symbol	90606 T	BR MF GE PE AL IS PM DU	2
					Rocker for Switches with Lamp Symbol	90607 T	BR MF GE PE AL IS PM DU	2
	Rocker Push-button with Orienting Light - 250V~ 10A - 250V~	21152	10		Rocker for Lighted Switches	90602 T	BR MF GE PE AL IS PM DU	20 2
	Rocker Push-button with Independent Pilot Lamp 10A - 250V~	21153	10		Rocker for Lighted Switches / Push-button with Lock Symbol	90794 T	BR MF GE PE AL IS PM DU	2
	Rocker Push-button with Orienting Light - 12V 6A - 12V	21162	10		Rocker for Lighted Switches / Push-button with Bell Symbol	90795 T	BR MF GE PE AL IS PM DU	2
					Rocker for Lighted Switches / Push-button with Maid Symbol	90796 T	BR MF GE PE AL IS PM DU	2
					Rocker for Lighted Switches / Push-button with Lamp Symbol	90797 T	BR MF GE PE AL IS PM DU	2

Legend: T - Rocker, Cover Plate or Frame. BR - White, MF - Ivory, GE - Ice, PE - Pearl, AL - Aluminium, IS - Gray, PM - Black, DU - Gold.  
Wiring diagrams can be found on pages 32 to 43.

Control devices			Rockers / Cover plates			
	Order code	Box (Un)		Order code	Color	Box (Un)
	21155	10		90603 T	BR MF GE PE AL IS PM DU	2
	21165	10		90603 T	BR MF GE PE AL IS PM DU	2
	21154	10				
	21156	10		90611 T	BR MF GE PE AL IS PM DU	20 2
	21159	10				
	21281	10				
	21282	10		90612 T	BR MF GE PE AL IS PM DU	20 2
	21283	10				
	21290	10		90613 T	BR MF GE PE AL IS PM DU	20 2
	21291	10				

Legend: T - Rocker, Cover Plate or Frame. BR - White, MF - Ivory, GE - Ice, PE - Pearl, AL - Aluminium, IS - Gray, PM - Black, DU - Gold.  
Wiring diagrams can be found on 32 to 43.

Control devices			Rockers / Cover plates			
	Order code	Box (Un)		Order code	Color	Box (Un)
 Rotary Two-way Switch - 16A 16AX - 250V~ - ON - OFF - ON.	21301	10		90761 T	BR MF GE PE AL IS PM DU	2
 Rotary Switch - 16A 16AX - 250V~	21302	10		90762 T	BR MF GE PE AL IS PM DU	2
 Rotary Push-button - 16A 16A - 250V~ - ON - OFF - ON.	21303	10		90761 T	BR MF GE PE AL IS PM DU	2
 Key Lock Push-button 10A - 250V~ - ON - OFF - ON. - It allows to remove the key in OFF position.	21351	10		90351 T	BR MF GE PE AL IS PM DU	1
 Key Lock Two-way Switch 10AX - 250V~ - ON - OFF - ON. - It allows to remove the key in 3 positions.	21352	10				
 Timer Switch 16 A - 100-240V~	21040	1		90745 T	BR MF GE PE AL IS PM DU	1
 Buzzer 230V~ - 50Hz - D type. - 5/15 sec.	21990	10		90710 T	BR MF GE PE AL IS PM DU	2

Motion Detector			Rockers / Cover plates			
 Motion Detector - 1000W - Rated voltage: 100-240V~ - 50/60Hz - Sensibility regulation. - Range of detection: 8 meters. - Detection angle: 160°. - Inverter contact (NO+NC), voltage free.	21401	10		90401 T	BR MF GE PE AL IS PM DU	1
 Motion Detector - 400W - Rated voltage: 100-240V~ - 50/60Hz - Sensibility regulation. - Range of detection: 8 meters. - Detection angle: 160°. - Inverter contact (NO+NC), voltage free.	21402	10				



Motion Detector

Rockers / Cover plates



**Motion Detector - Wall Installation 1000W**  
 - Power: 100-240V~ - 50/60Hz;  
 - Compatible with any kind of load  
 - Possibility of two external inputs: ON/AUTO and Timed.

Order code	Box (Un)
21403	10
21404	10



Cover Plate for Motion Detector - Wall Installation

Order code	Color	Box (Un)
90403 T	BR MF GE PE AL IS PM DU	1



**Motion Detector - Wall Installation 400W**  
 - Power: 100-240V~ - 50/60Hz;  
 - Compatible with any kind of load  
 - Possibility of two external inputs: ON/AUTO and Timed.

Temperature Control

Rockers / Cover plates



**Rotary Thermostat**  
 - Power: 100-240V~ - 50/60Hz;  
 - Maximum load: 16A (3680W, cosφ =1);  
 - Compatible with any kind of load  
 - Systems Control: Heating and/or Cooling;  
 - Temperature settings: 5°C to 30°C;  
 - Possibility of connecting the TC-03

21234	1
21235	1
21236	1
TC-3	1



Cover Plate for Rotary Thermostat

90746 T	BR MF GE PE AL IS PM DU	1
90748 T	BR MF GE PE AL IS PM DU	1
90749 T	BR MF GE PE AL IS PM DU	1



**Programmable Chronothermostat**  
 - Rated voltage: 230V~ - 50Hz.  
 - Breaking capacity: 16A.  
 - Inverter contact (NO+NC), voltage free.  
 - Range of temperature readings: -9°C to 35°C.  
 - Optimized for electric or heating.  
 - Possibility of connecting the Floor Temperature Sensor (Ref. 81950), with automatic self detection.  
 Replace for 21230



Cover Plate for Programmable Chronothermostat



**Thermostat with Infrared Remote Control**  
 - Rated voltage: 230V~ - 50Hz.  
 - Breaking capacity: 16A.  
 - Inverter contact (NO+NC), voltage free.  
 - Range of temperature readings: -9°C to 35°C.  
 - Optimized for electric or heating.  
 Replace for 21231



Cover Plate for Thermostat with Infrared Remote Control



**Thermo sensor TC-3 for a simple programmable thermostat with infrared control**  
 - Length: 3 m  
 - Range: 0 to 70 °C  
 - IP67

Speed Controller

Rockers / Cover plates



**Speed Controller for Induction Motors - 600VA**  
 - 25 - 600VA.

21219	1
-------	---





Cover Plate for Dimmer/Two-way Switch

90721 T	BR MF GE PE AL IS PM DU	1
---------	-------------------------	---





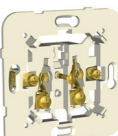


## Dimmers

## Rockers / Cover plates

	Order code	Box (Un)		Order code	Color	Box (Un)
 <b>NEW</b> RLC Dimmer Press Switch 100-240V~	21218	1		90747 T	BR MF GE PE AL IS PM DU	1
 Dimmer for Fluorescent Lamps with Electronic Ballast EVG 1-10V - IMax - 40mA. - Silent.	21210	1				
 Ferromagnetic Dimmer/ Two-way Switch - 500VA R, L - 20 - 500W/VA.	21211	1				
 Electronic Dimmer/Two-way Switch - 320W R, C - 5 - 320W. - Silent.	21212	1		90721 T	BR MF GE PE AL IS PM DU	1
 Electronic Dimmer/Two-way Switch - 550W R, C - 20 - 550W/VA. - Silent.	21213	1				
 Dimmer/Two-way Switch for Energy Saving Lamps - 110VA R, L - 7 - 110W/VA. - 3 - 35W LED's.	21214	1				
 Electronic Dimmer/Two-way Switch for Low Power Lamps - 150W R, C - 15 - 150W/VA. - 3 - 50W LED's. - Silent.	21215	1				
			See page 42 for the maximum load on dimmers.			
















## Energy sockets

Rockers / Cover plates (In the LOGUS<sup>90</sup> Medical Design - LR VD VM)


 Earth Socket (French Type) with Screwless Terminals 16A - 250V~	21110	10		90652 T	BR MF LR VD VM GE PE AL IS PM DU	20 2
 Earth Socket (French Type) 16A - 250V~	21111	10	 IP44	90654 T	BR MF GE PE AL IS PM DU	20 2
 2P Socket 16A - 250V~	21121	10		90621 T	BR MF GE PE AL IS PM DU	20 2
				90622 T	BR MF GE PE AL IS PM DU	20 2



Legend: T - Rocker, Cover Plate or Frame. BR - White, MF - Ivory, GE - Ice, PE - Pearl, AL - Aluminium, IS - Gray, PM - Black, DU - Gold, LR - Orange, VD - Green, VM - Red

Wiring diagrams can be found on pages 32 to 43.

Energy sockets		Rockers / Cover plates (In the LOGUS <sup>90</sup> Medical Design - LR VD VM)						
		Order code	Box (Un)			Order code	Color	Box (Un)
 <p>Earth Socket (Schuko Type) with Screwless Terminals 16A - 250V~</p>	21130	10	 <p>Cover Plate for Earth Socket (Schuko Type)</p>	90631 T	BR MF LR VD VM GE PE AL IS PM DU	20 2		
			 <p>Safety Cover Plate for Earth Socket (Schuko Type)</p>	90632 T	BR MF LR VD VM GE PE AL IS PM DU	20 2		
			 <p><b>IP44</b> Cover Plate for Schuko Socket with Safety and Hinged Lid</p>	90634 T	BR MF GE PE AL IS PM DU	20 2		
 <p>Double Earth Socket (French Type) 16A - 250V~</p>	21470	10	 <p>Safety Cover Plate for Double Earth Socket (French)</p>	90656 T	BR MF LR VD VM GE PE AL IS	2		
 <p>Earth Socket (Schuko Type) 16A - 250V~</p>	21131	10	 <p>Cover Plate for Earth Socket (Schuko Type)</p>	90631 T	BR MF LR VD VM GE PE AL IS PM DU	20 2		
			 <p>Safety Cover Plate for Earth Socket (Schuko Type)</p>	90632 T	BR MF LR VD VM GE PE AL IS PM DU	20 2		
			 <p><b>IP44</b> Cover Plate for Schuko Socket with Safety and Hinged Lid</p>	90634T	BR MF GE PE AL IS PM DU	20 2		
 <p>Earth Socket (Euro-USA Type) 15A - 127V~ / 16A - 250V~</p>	21140	10	 <p>Cover Plate for Earth Socket (Euro-USA Type)</p>	90841 T	BR MF LR VD VM GE PE AL IS PM DU	20 2		
			 <p>Safety Cover Plate for Earth Socket (Euro-USA Type)</p>	90842 T	BR MF LR VD VM GE PE AL IS PM DU	20 2		
 <p>Earth Socket (USA NEMA Type) 15A - 127V~</p>	21143	10	 <p>Safety Cover Plate for Earth Socket (USA NEMA Type)</p>	90843 T	BR MF LR VD VM GE PE AL IS PM DU	20 2		




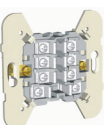

Legend: T - Rocker, Cover Plate or Frame. BR - White, MF - Ivory, GE - Ice, PE - Pearl, AL - Aluminium, IS - Gray, PM - Black, DU - Gold, LR - Orange, VD - Green, VM - Red







Other Mechanisms				Rockers / Cover plates				
		Order code	Box (Un)			Order code	Color	Box (Un)
	Cable Outlet - Three Terminals - 3x2,5mm <sup>2</sup> - 250V~.	21173	10		Cover Plate for Cable Outlets	90671 T	BR MF GE PE AL IS PM DU	20 2
	Cable Outlet - Four Terminals - 4x2,5mm <sup>2</sup> - 250V~.	21174	10					
	Pilot Light - Max. 5W (E14) 250V~. - To be used with Lamp (Ref.81012)	21360	10		Cover for Pilot Light	90781 T	IC LR VD VM	2
	Small E14 - 5W Lamp Order code 81012							
	White Orientation Light - Two lighting levels: L1 - 0,2W; L2 - 0,4W - 230 V ~ - 50/60 Hz	21388	10		Cover Plate for Orientation Light	90782 T	BR MF GE PE AL IS PM DU	20 2
	White Orientation Light with battery - Two operating functions - 230 V ~ - 50/60 Hz	21389	10					
	Support for Blind Cover Plate	21222	10		Blind cover plate	90677 T	BR MF GE PE AL IS PM DU	10 2
	Screw Terminal Loudspeaker Socket See page 41 for wire connection	21220	4		Cover Plate for Screw Terminal Loudspeaker Socket	90713 T	BR MF GE PE AL IS PM DU	4 2
	PODA-275 Module of overvoltage protection SPD type 3	6058	1					

USB sockets				Rockers / Cover plates				
	Double USB Charger Type A with Output at 20° - Voltage: 100-240 V~. - Frequency: 50-60 Hz. - Output voltage: 5V. - Output current: 2.4A. - Two USB type A outlets.	21384	1		Cover Plate for Double USB Charger Type A with outlets at 20°	90673 T	BR MF GE PE AL IS DU PM	1









Legend: T - Rocker, Cover Plate or Frame. BR - White, MF - Ivory, GE - Ice, PE - Pearl, AL - Aluminium, IS - Gray, PM - Black, DU - Gold.  
 IC - illuminated, transparent; LR - illuminated, orange; VD - illuminated, green; VM - illuminated, red  
 Wiring diagrams can be found on pages 32 to 43. Rear view: [www.elkoep.com/sockets](http://www.elkoep.com/sockets).








Telephone socket				Rockers / Cover plates				
50V---70V~	Order code	Color	Box (Un)			Order code	Color	Box (Un)
 Telephone Socket (4 conductors) 50V / 70V ~	21252 S*	BR MF CZ AT	10		Cover Plate for Telephone Socketcover	90712 T	BR MF GE PE AL IS PM DU	20 2
 Telephone socket 6 contacts	21253 S*	BR MF CZ AT	10					
 T8 French Telephone Socket 8 contacts	21411	-	10		Cover Plate for T8 French Telephone Socket	90718 T	BR MF GE PE AL IS PM DU	20 2






Radio, television and satellite sockets				Rockers / Cover plates				
<b>Series connection</b>								
 R - TV - SAT Socket (Terminal Type) - series connection - 4 - 2400 MHz: < 5dB. - Current flow - 500mA (DC).	21555		10		Cover Plate for R - TV - SAT Sockets	90775 T	BR MF GE PE AL IS PM DU	10 5
 R - TV - SAT Socket (Crossover Type) - 4 - 2400 MHz: < 9dB. - Current flow - 500mA (DC). - Insertion losses: 2dB.	21565		10					
 R - TV Socket (Terminal Type) - 4 - 82 MHz: < 5dB. - 84 - 108 MHz: < 6dB. - 112 - 1000 MHz: < 5dB.	21554		10		Cover Plate for R - TV Sockets	90776 T	BR MF GE PE AL IS PM DU	10 5
 R - TV Socket (Crossover Type) - 4 - 1000 MHz: < 9dB. - Insertion losses: 2dB.	21564		10					
<b>Star connection</b>								
 R - TV Socket Star Connection - star connection - 4 - 82 MHz: < 1dB. - 84 - 108 MHz: < 2dB. - 112 - 1000 MHz: < 1dB.	21533 Replace for 21530		10		Cover Plate for R - TV Sockets	90776 T	BR MF GE PE AL IS PM DU	10 5
 R - TV - SAT Socket Star Connection - 4 - 862 MHz: < 1dB. - 950 - 2400 MHz: < 3dB. - Current ow - 500mA (DC).	21543		10		Cover Plate for R - TV - SAT Sockets	90775 T	BR MF GE PE AL IS PM DU	10 5

Legend: T - Rocker, Cover Plate or Frame. BR - White, MF - Ivory, GE - Ice, PE - Pearl, AL - Aluminium, IS - Gray, PM - Black, DU - Gold.  
Wiring diagrams can be found on pages 32 to 43. Rear view: [www.elkoep.com/sockets](http://www.elkoep.com/sockets).

Multimedia socket			Rockers / Cover plates			
Star connection	Order code	Box (Un)	Order code	Color	Box (Un)	
 <p>R - TV - SAT - RJ45 Cat. 6 UTP - FO SC-APC Multimedia Socket for Star Connection - 4 - 862 MHz: &lt; 2dB. - 950 - 2400 MHz: &lt; 3dB. - Current flow - 500mA (DC).</p>	21545	10	 <p>Cover Plate for R - TV - SAT - RJ45 / R - TV - SAT - RJ45 - FO Multimedia Sockets</p>	90770 T	BR MF GE PE AL IS PM DU	10 5
 <p>R - TV - SAT - RJ45 Cat. 6 UTP Multimedia Socket for Star Connection - To be used with a SC APC Simplex or LC Duplex Fibre Optic Connector - 4 - 862 MHz: &lt; 2dB. - 950 - 2400 MHz: &lt; 3dB. - Current flow - 500mA (DC).</p>	21544	10				
 <p>R - TV - SAT - 2xRJ45 Cat. 6 UTP Multimedia Socket for Star Connection - 4 - 862 MHz: &lt; 2dB. - 950 - 2400 MHz: &lt; 3dB. - Current flow - 500mA (DC).</p>	21546	10	 <p>Cover Plate for R - TV - SAT - 2xRJ45 Multimedia Socket</p>	90773 T	BR MF GE PE AL IS PM DU	10 5
 <p>R - TV - RJ45 Cat. 6 UTP - FO SC-APC Multimedia Socket for Star Connection - 4 - 82 MHz: &lt; 1dB. - 84 - 108 MHz: &lt; 2dB. - 112 - 1000 MHz: &lt; 1dB.</p>	21535	10	 <p>Cover Plate for R - TV - RJ45 / R - TV - RJ45 - FO Multimedia Sockets</p>	90774 T	BR MF GE PE AL IS PM DU	10 5
 <p>R - TV - RJ45 Cat. 6 UTP Multimedia Socket for Star Connection - 4 - 82 MHz: &lt; 1dB. - 84 - 108 MHz: &lt; 2dB. - 112 - 1000 MHz: &lt; 1dB.</p>	21534	10				

Rear view: [www.elkoep.com/multimedia](http://www.elkoep.com/multimedia)

Couplers for fibre optic connectors			Rockers / Cover plates			
 <p>Coupler for SC APC Duplex Fibre Optic Connector</p>	82211	10	 <p>Cover Plate for Coupler for SC APC Duplex Fibre Optic Connector</p>	90448 S	BR MF GE PE AL IS PM DU	10
 <p>Coupler for SC APC Simplex Fibre Optic Connector</p>	82210	10				
 <p>Coupler for LC Duplex Fibre Optic Connector</p>	82213	10	 <p>Cover Plate for Coupler for SC APC Simplex / LC Duplex Fibre Optic Connector</p>	90449 S	BR MF GE PE AL IS PM DU	10

Data sockets			Rockers / Cover plates			
	Order code	Box (Un)		Order code	Color	Box (Un)
 RJ45 Cat. 5e UTP Socket (Supplied with connector)	21453	10		90751 T	BR MF GE PE AL IS PM DU	20 2
 RJ45 Cat. 6 UTP Socket (Supplied with connector)	21455	10				
 RJ45 Cat. 5e STP Socket (Supplied with connector)	21443	10				
 RJ45 Cat. 6 STP Socket (Supplied with connector)	21445	10				

RJ45 connectors			Rockers / Cover plates			
 RJ45 Cat. 5e UTP Connector (100 MHz)	21975	5		90442 S	BR MF GE PE AL IS PM DU	20 2
 RJ45 Cat. 6 UTP Connector (250 MHz)	21978	5				
 RJ45 Cat. 5e STP Connector (100 MHz)	21985	5				
 RJ45 Cat. 6 STP Connector (250 MHz)	21988	5				
 Double RJ45 Cat. 5e UTP Connector (1 input / 2 outputs)	21980	5				
 Telephone Plug - 6 Positions with 4 Contacts (Plug 6x4)	82025	50				
 Telephone Plug - 6 Positions with 6 Contacts (Plug 6x6)	82026	50				



Legend: S - Semi-assembled.; A - Accessories. T - Rocker, Cover Plate or Frame;  
BR - White, MF - Ivory, GE - Ice, PE - Pearl, AL - Aluminium, IS - Gray, PM - Black, DU - Gold.

## Accessories


	Order code	Color	Box (Un)		Order code	Box (Un)
 <p><b>QUADRO 45 Series Surface Mounting Box</b> - To be used only with Single Frames in the QUADRO 45 Series. 85 x 85 x 40 mm</p>	10976 A	BR MF GE PE AL IS DU PM	10	 <p><b>Relay for Blinds Control</b> - Rated voltage: 230V~ – 50Hz. - Breaking capacity: 6A. - Not temporized. - Connect locally to Venetian Double Push-button (Ref. 21283) - For the centralized command of the installation, connect remotely to a Venetian Double Push-button (Ref. 21283) • See Technical Data Sheet - page 40</p>	81511	1
 <p><b>Double Surface Mounting Box</b> Accessories for mounting flush mounting devices 85 x 160 x 40 mm</p>	10994 A	BR MF GE PE AL IS DU PM	5	 <p><b>Automatic Relay for Blinds Control</b> - Rated voltage: 230V~ – 50Hz. - Breaking capacity: 6A. - Temporized. - Connect to the Double Push-buttons and to the Venetian Double Push-buttons. • See Technical Data Sheet - page 39</p>	81512	1
 <p><b>Triple Surface Mounting Box</b> Accessories for mounting flush mounting devices 85 x 230 x 40 mm</p>	10995 A	BR MF GE PE AL IS DU PM	1	 <p><b>Cover for Mechanisms Protection</b> 70 x 73 x 12 mm</p>	21971	40
 <p><b>Waterproof Frame IP44</b></p>	90961 T	BR MF GE PE AL IS PM DU	1	 <p><b>IP44 Kit for MEC 21 Mechanisms - Single Rocker</b></p>	21981	1
 <p><b>Level and Mounting Accessory for MEC 21 Mechanism</b> 78 x 150 x 15 mm</p>	21989	-	20	 <p><b>IP44 Kit for MEC 21 Mechanisms - Double Rockers</b></p>	21982	1
 <p><b>21470 Universal Cover Ring / Adapter for 45x45 Modules</b> 72 x 72 x 13 mm</p>	90881 T	BR MF VM GE PE AL IS PM DU	2	 <p><b>Replacement LED for MEC 21 / 48 Series - 12V</b></p>	81018	10
 <p><b>Card for Card-system Switch</b> 70 x 54 x 1.5 mm</p>	21999	-	5 2	 <p><b>Replacement LED for MEC 21 / 48 Series - 250V~</b></p>	81019	10

Legend: T - Rocker, Cover Plate or Frame. Dimensions: H x W x D.


BR - White, MF - Ivory, GE - Ice, PE - Pearl, AL - Aluminium, IS - Gray, VM - Red, PM - Black, DU - Gold.

Flush Mounting Loudspeakers of 2"				Cover Plates		
	Order code	Box (Un)		Order code	Color	Box (Un)
	Loudspeaker of 2" - 32 Ohm	21581	1		Cover Plate for Loudspeaker of 2" - 32 Ohm	90710 T BR MF GE PE AL IS 2 1


### Flush Mounting Loudspeakers of 5"

	<p>Loudspeaker of 5" - 32 Ohm for Ceiling Mounting</p> <ul style="list-style-type: none"> <li>- Mounting Ø diameter: 145 mm</li> <li>- External dimensions: Ø 180 mm</li> <li>- Maximum power: 30W.</li> <li>- Frequency response: 70 - 15000Hz.</li> </ul> <p>Loudspeaker of 5" - 16 Ohm for Ceiling Mounting</p> <ul style="list-style-type: none"> <li>- Mounting Ø diameter: 145 mm</li> <li>- External dimensions: Ø 180 mm</li> <li>- Maximum power: : 30W.</li> <li>- Frequency response: 70 - 15000Hz.</li> </ul> <p>Loudspeaker of 5" - 8 Ohm for Ceiling Mounting</p> <ul style="list-style-type: none"> <li>- Mounting Ø diameter: 145 mm</li> <li>- External dimensions: Ø 180 mm</li> <li>- Maximum power: 30W.</li> <li>- Frequency response: 70 - 15000Hz.</li> </ul>	75023 C	BR MF	1
		75022 C	BR MF	1
		75021 C	BR MF	1

### Surface Mounting Loudspeakers of 5"

	<p>Surface Mounting Flat 2-Way Loudspeaker of 5" - 32 Ohm</p> <ul style="list-style-type: none"> <li>- External dimensions (mm): 274 x 185 x 36,5.</li> <li>- Maximum power: 15W.</li> <li>- Frequency response: 80 - 19000Hz.</li> </ul> <p>Surface Mounting Flat 2-Way Loudspeaker of 5" - 16 Ohm</p> <ul style="list-style-type: none"> <li>- External dimensions (mm): 274 x 185 x 36,5.</li> <li>- Maximum power: 15W.</li> <li>- Frequency response: 80 - 19000Hz.</li> </ul> <p>Surface Mounting Flat 2-Way Loudspeaker of 5" - 8 Ohm</p> <ul style="list-style-type: none"> <li>- External dimensions (mm): 274 x 185 x 36,5.</li> <li>- Maximum power: 15W.</li> <li>- Frequency response: 80 - 19000Hz.</li> </ul>	75106 C	BR	1
		75105 C	BR	1
		75104 C	BR	1

### Flush Mounting Loudspeakers of 6,5"

	<p>Squared Grid 2-Way Loudspeaker of 6,5" - 32 Ohm</p> <ul style="list-style-type: none"> <li>- External dimensions (mm): 220 x 220 x 93.</li> <li>- Maximum power: 60W.</li> <li>- Frequency response: 60 - 20000Hz.</li> </ul> <p>Squared Grid 2-Way Loudspeaker of 6,5" - 16 Ohm</p> <ul style="list-style-type: none"> <li>- External dimensions (mm): 220 x 220 x 93.</li> <li>- Maximum power: 60W.</li> <li>- Frequency response: 60 - 20000Hz.</li> </ul> <p>Squared Grid 2-Way Loudspeaker of 6,5" - 8 Ohm</p> <ul style="list-style-type: none"> <li>- External dimensions (mm): 220 x 220 x 93.</li> <li>- Maximum power: 60W.</li> <li>- Frequency response: 60 - 20000Hz.</li> </ul>	75083 C	BR MF	1
		75082 C	BR MF	1
		75081 C	BR MF	1

PARAMETER	UNIT	MODEL			
TYPE	Inches	2"	5"	6.5"	5"
INSTALLATION	-	Flush Mounting	Flush Mounting / in ceiling		Surface Mounting
IMPEDANCE	Ohm	32	32 / 16 / 8	32 / 16 / 8	32 / 16 / 8
MAXIMUM POWER	W	10	30	60	15
FREQUENCY RESPONSE	Hz	450 - 5000	70 - 15000	60 - 20000	80 - 19000

Legend: T - Rocker, Cover Plate or Frame. C - Complete devices. Dimensions: H x W x D. BR - White; MF - Ivory; GE - Ice ; PE - Pearl; AL - Aluminium; IS - Gray. Dimensions: H x W x D.



## Power supplies



- Power Supply 15V <math>< \gt;30W</math> for DIN Rail Mounting
- Input: 110/250V~ - 50/60Hz.
  - Output: 15V <math>< \gt;30W</math>.
  - Capacity to supply 10 Stereo Sound Control Units or 20 Mono Sound Control Units.
  - Size: 4,5 DIN Modules.

Order code	Color	Box (Un)
75052	-	1



- Power Supply 15V <math>< \gt;12W</math> for Installation in Hollow Ceilings
- Input: 110/250V~ - 50Hz.
  - Output: 15V <math>< \gt;12W</math>.
  - Capacity to supply 4 Stereo Sound Control Units or 8 Mono Sound Control Units.
  - Possible to mount on the Flush Mounting Deep Ceiling Box for Loudspeaker of 5" and Stereo/Mono Amplifier (Ref. 75984).

Order code	Color	Box (Un)
75053	-	1

## Accessories



- Flush Mounting Ceiling Box for Loudspeaker of 5"
- External dimensions (mm):  $\varnothing$  165, P=64.

75983	-	10
-------	---	----



- Flush Mounting Deep Ceiling Box for Loudspeaker of 5" and Stereo/Mono Amplifier
- External dimensions (mm):  $\varnothing$  165, P=92.

75984	-	10
-------	---	----



- Pre-installation Lid for Loudspeaker of 5"
- External dimensions (mm):  $\varnothing$  173.
  - To be used with Boxes Ref. 75983 and Ref. 75984.

75999 A	BR	2
---------	----	---














- Flush Mounting Box for Squared Grid 2-Way Loudspeakers
- External dimensions (H x W x D): 227.8 x 227.8 x 119 mm.

75986	-	-
-------	---	---

## Complete devices

		Order code	Color	Box (Un)
	Monoblock Earth Socket (Schuko Type) 16A - 250V~	90135 C	BR MF GE PE AL IS PM DU	10
	Monoblock Safety Earth Socket (Schuko Type), with safety diaphragm 16A - 250V~	90138 C	BR MF GE PE AL IS PM DU	10
	Monoblock Safety Earth Socket (Schuko Type) with safety diaphragm 16A - 250V~	90139 C	BR MF GE PE AL IS PM DU	10
	Earth Socket (British Type) with Switch and Pilot Lamp 13A - 250V~	90183 C	BR MF GE PE AL IS PM DU	10
	Earth Socket (British Type) 13A - 250V~	90184 C	BR MF GE PE AL IS PM DU	10
	Double Earth Socket (British Type) with Switch and Pilot Lamp 13A - 250V~	90343 C	BR MF GE PE AL IS PM DU	5
	Double Earth Socket (British Type) 13A - 250V~	90344 C	BR MF GE PE AL IS PM DU	5
	Monoblock Double Earth Socket (Schuko Type) 16A - 250V~	90331 C	BR MF GE PE AL IS PM DU	10
	Monoblock Double Safety Earth Socket (Schuko Type) 16A - 250V~	90332 C	BR MF GE PE AL IS PM DU	10
	Electronic Dimmer/Two-way Switch - 320W R, C - 5-320W. - Silent.	90212 C	BR MF GE PE AL IS PM DU	1

## Frames - BASE series



		Order code	Color	Box (Un)
	Single Frame	90910 T	BR MF	20
	Double Frame	90920 T	BR MF	10
	Triple Frame	90930 T	BR MF	10
	Four-Gang Frame	90940 T	BR MF	2
	Five-Gang Frame	90950 T	BR MF	2
	Monoblock Cover for Earth Socket (Schuko Type)	90902 T	BR MF GE PE AL IS PM DU	20
	Monoblock Cover for Safety Earth Socket (Schuko Type)	90903 T	BR MF GE PE AL IS PM DU	20
	Monoblock Cover for Safety Earth Socket (French Type)	90904 T	BR MF GE PE AL IS PM DU	20
	Back Plate + cover for Antenna socket R + TV	90905 T	BR MF	20
	Back plate + cover of R TV + SAT socket	90906 T	BR MF	2
	Back Plate + cover for Data socket R TV + DAT	90907 T	BR MF	2

Frames - AQUARELLA series

		Order code	Color	Box (Un)
	Single Frame	90910 T	GE PE AL IS PM DU	2
	Double Frame	90920 T	GE PE AL IS PM DU	2
	Triple Frame	90930 T	GE PE AL IS PM DU	2
	Four-Gang Frame	90940 T	GE PE AL IS PM DU	2
	Five-Gang Frame	90950 T	GE PE AL IS PM DU	2

Legend: T - Rocker, Cover Plate or Frame. GE - Ice, PE - Pearl, AL - Aluminium, IS - Gray, PM - Black, DU - Gold.





Frames - ANIMATO series

		Order code	Color	Box (Un)
	Single Frame	90910 T	BB EE MM PP RG TS DG BS ZG AA JG AS VG SS PS PG RR PA UG UU	2
	Double Frame	90920 T	BB EE MM PP RG TS DG BS ZG AA JG AS VG SS PS PG RR PA UG UU	2
	Triple Frame	90930 T	BB EE MM PP RG TS DG BS ZG AA JG AS VG SS PS PG RR PA UG UU	2
	Four-Gang Frame	90940 T	BB EE MM PP RG TS DG BS ZG AA JG AS VG SS PS PG RR PA UG UU	2

Legend: T - Rocker, Cover Plate or Frame.





BB - White/White, EE - Ice/Ice, MM - Ivory/Ivory, PP - Pearl/Pearl, RG - Yellow/Ice, TS - Brick/Gray, DG - Green/Ice, BS - Wine/Gray, ZG - Blue/Ice, AA - Aluminium/Aluminium, JG - Orange/Ice, AS - Aluminium/Gray, VG - Red/Ice, SS - Gray/Gray, PS - Black/Gray, PG - Black/Ice, RR - Black/Black, PA - Black/Aluminium, UG - Gold/Ice, UU - Gold/Gold.

## Frames - CRYSTAL series

		Order code	Color	Box (Un)
	Single Frame	90910 T/ 90910 E	CG CP CA CS/ EC EG EA ES EP	1
	Double Frame	90920 T/ 90920 E	CG CP CA CS/ EC EG EA ES EP	1
	Triple Frame	90930 T/ 90930 E	CG CP CA CS/ EC EG EA ES EP	1
	Four-Gang Frame	90940 T/ 90940 E	CG CP CA CS/ EC EG EA ES EP	1

Legend: T/E - Rocker, Cover Plate or Frame. CG - Cristal/Ice; CP - Cristal/Pearl; CA - Cristal/Aluminium; CS - Cristal/Gray; EC - Glass-black/Pearl; EG - Glass-black/Ice; EA - Glass-black/Aluminium; ES - Glass-black/Gray, EP - Glass-black/Black.





## Frames - METALLO series

		Order code	Color	Box (Un)
	Single Frame	90910 T	TP IA OP QS US RS UU	1
	Double Frame	90920 T	TP IA OP QS US RS UU	1
	Triple Frame	90930 T	TP IA OP QS US RS UU	1
	Four-Gang Frame	90940 T	TP IA OP QS US RS UU	1

Legend: T - Rocker, Cover Plate or Frame. TP - Titanium/Pearl; IA- Inox/Aluminium; OP- Gold/Pearl; QS - Nickel/Gray; US - Aluminium/Gray; RS - Chrome/Gray; UU - Gold/Gold.







## Frames - ARBORE series

		Order code	Color	Box (Un)
	Single Frame	90910 T	FP JP MS NA	1
	Double Frame	90920 T	FP JP MS NA	1
	Triple Frame	90930 T	FP JP MS NA	1
	Four-Gang Frame	90940 C	FP JP MS NA	1

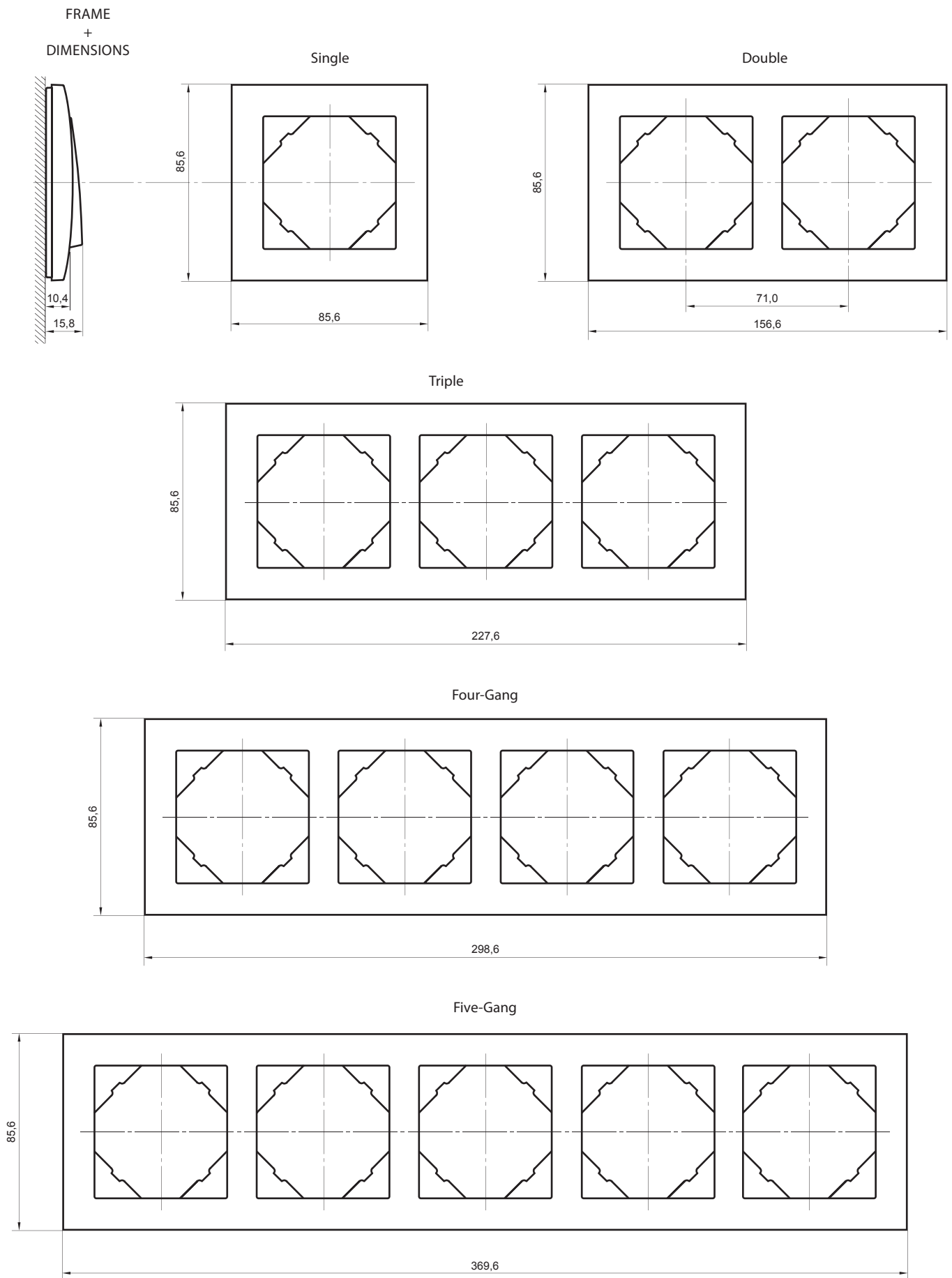
Legend: T - Rocker, Cover Plate or Frame. FP - Beach Wood/Pearl, JP - Cherry Tree /Pearl, MS - Mahogany/Gray, NA - Walnut Tree/Aluminium.

## Frames - PETRA series

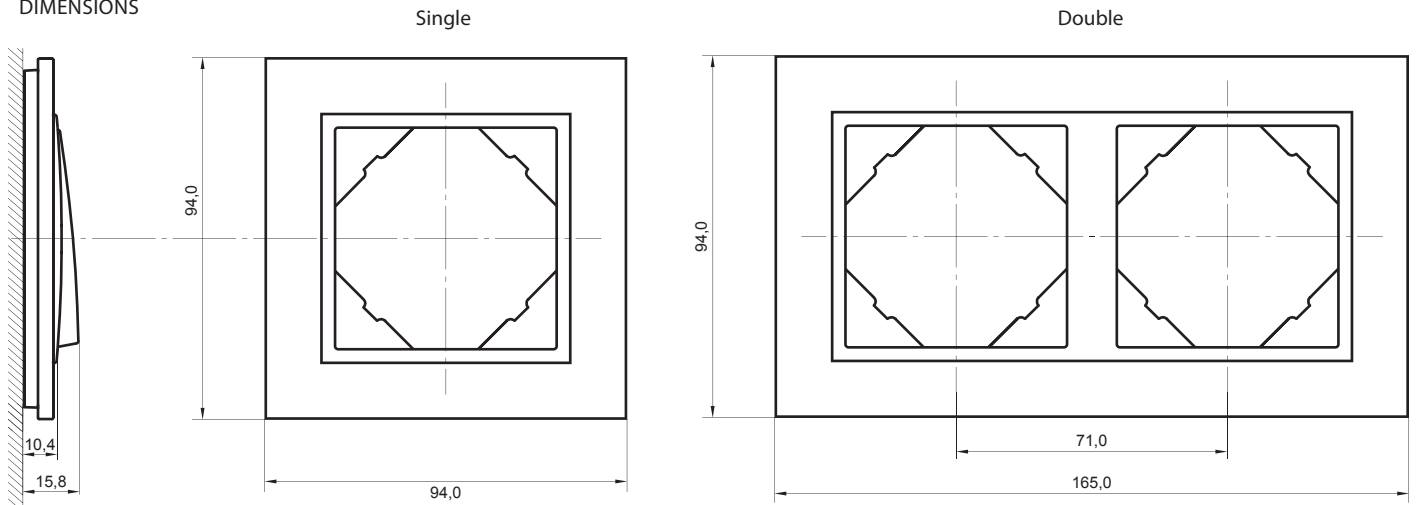
		Order code	Color	Box (Un)
	Single Frame	90910 T	GG GP GA GS	1
	Double Frame	90920 T	GG GP GA GS	1
	Triple Frame	90930 T	GG GP GA GS	1
	Four-Gang Frame	90940 C	GG GP GA GS	1

Legend: T - Rocker, Cover Plate or Frame. GG - Granite/Ice; GP - Granite/Pearl; GA - Granite/Aluminium; GS - Granite/Gray.

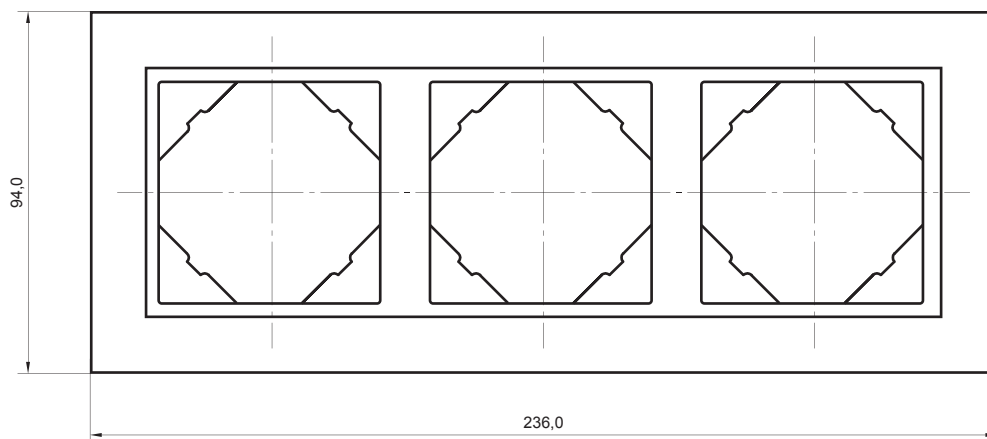
## Frames - Dimensions (mm) - BASE and AQUARELLA



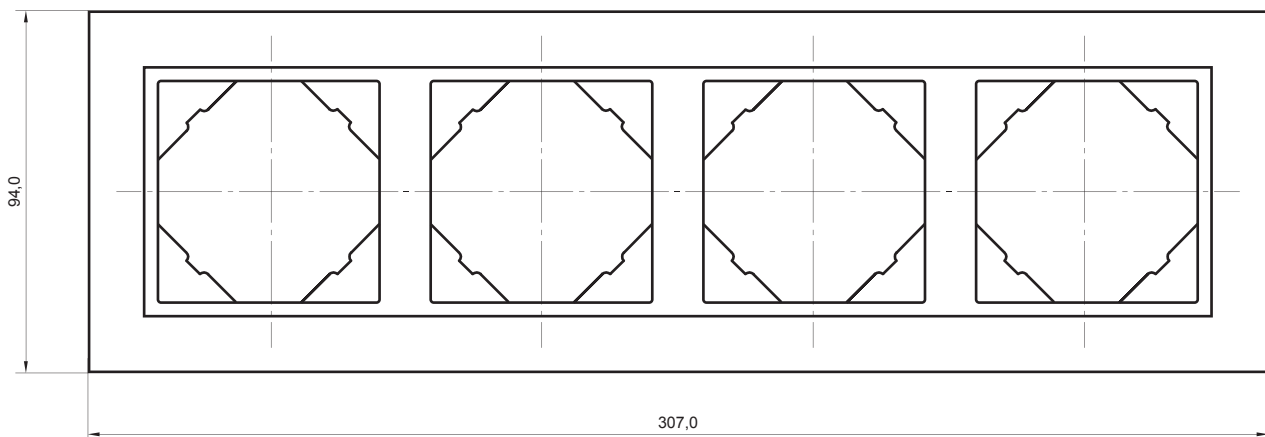
## Frames - Dimensions (mm) - ANIMATO, CRYSTAL, METALLO, ARBORE and PETRA

FRAME  
+  
DIMENSIONS

Triple

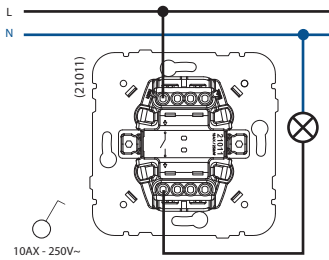


Four-Gang

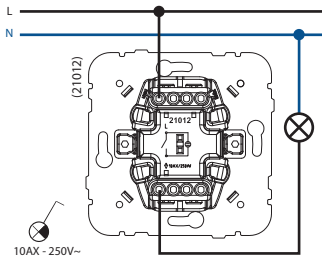


Devices designed for the LOGUS<sup>90</sup> design line

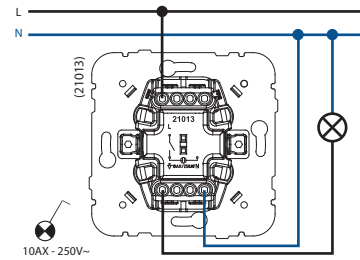
SINGLE POLE SWITCH



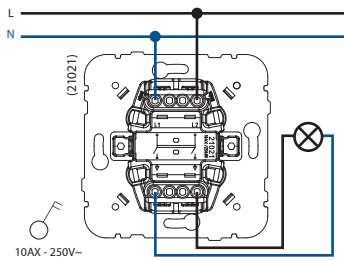
SINGLE POLE SWITCH WITH ORIENTING LIGHT



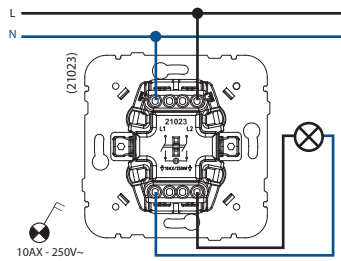
SINGLE POLE SWITCH WITH PILOT LAMP



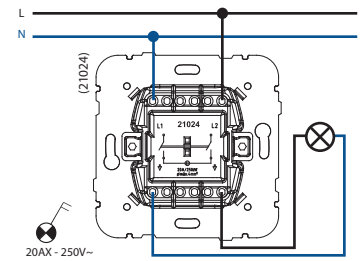
TWO-POLE SWITCH



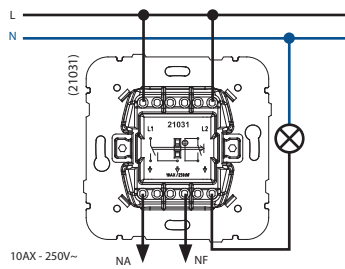
TWO-POLE SWITCH WITH PILOT LAMP



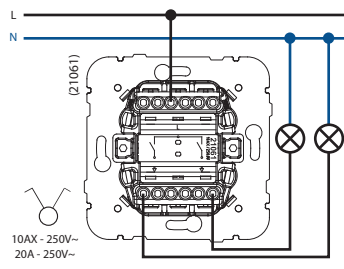
TWO-POLE SWITCH WITH PILOT LAMP - 20A



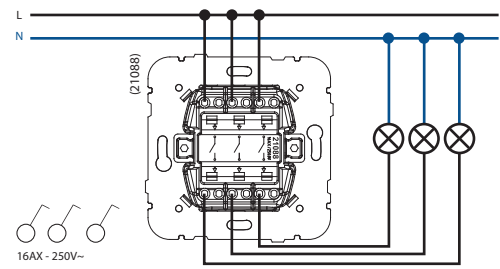
CARD-SYSTEM SWITCH



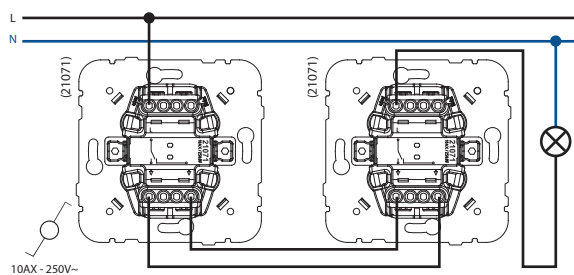
TWO CIRCUITS SWITCH



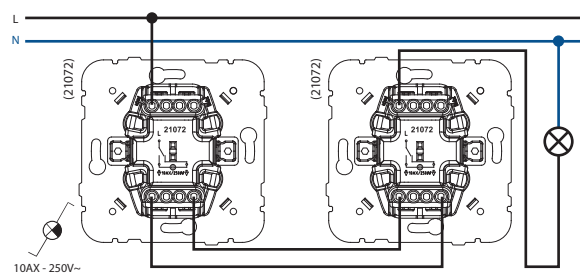
THREE CIRCUITS SWITCH



TWO-WAY SWITCH - 10A AND 20A

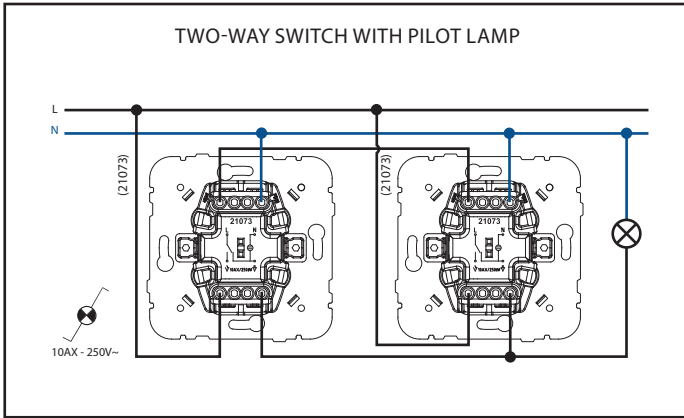


TWO-WAY SWITCH WITH ORIENTING LIGHT

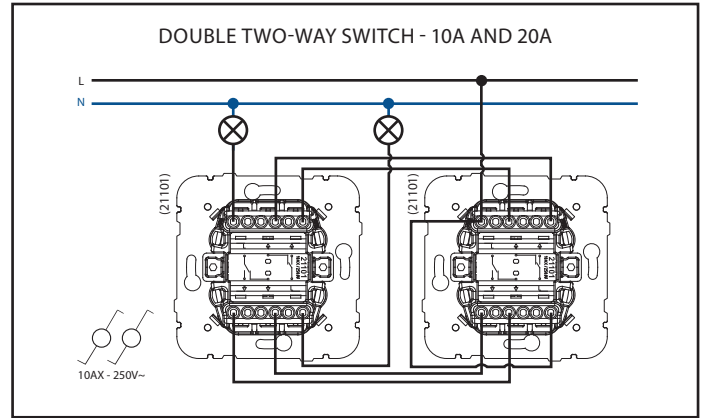


Devices designed for the LOGUS<sup>90</sup> design line

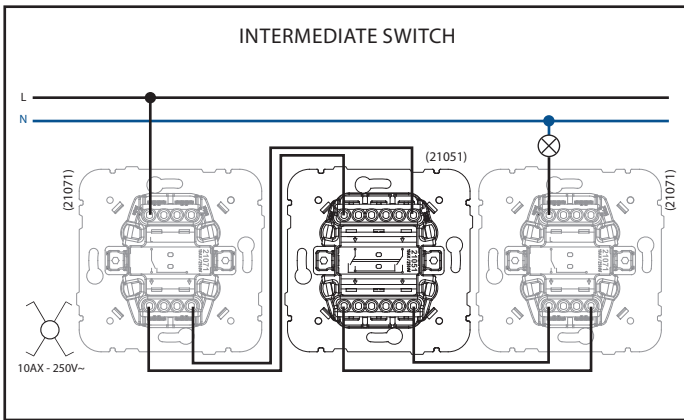
TWO-WAY SWITCH WITH PILOT LAMP



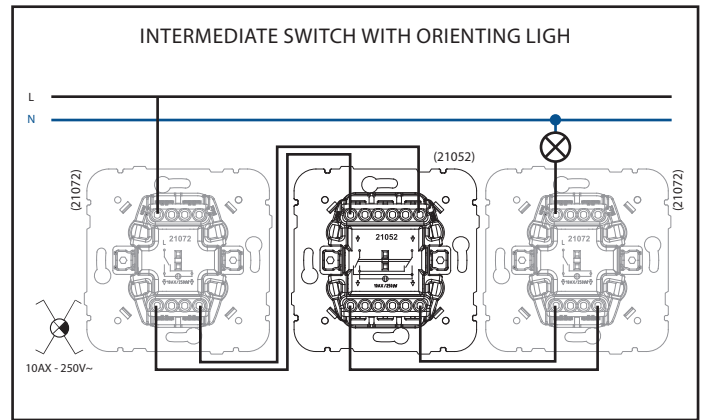
DOUBLE TWO-WAY SWITCH - 10A AND 20A



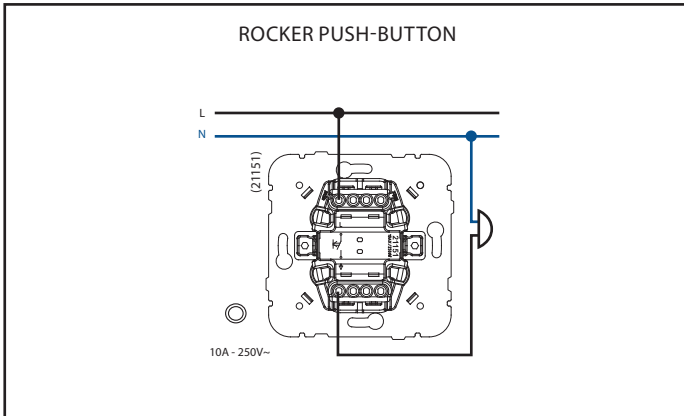
INTERMEDIATE SWITCH



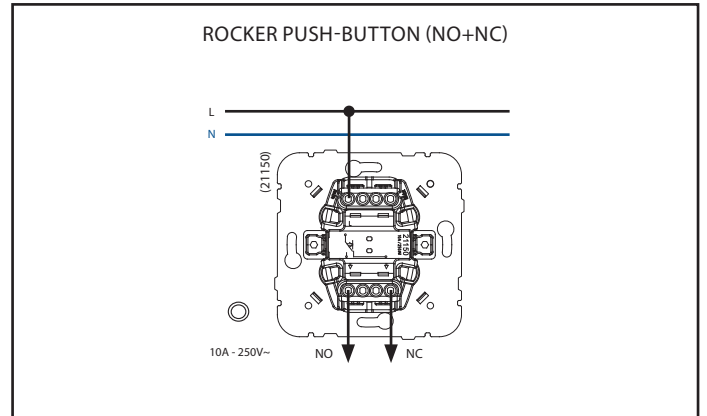
INTERMEDIATE SWITCH WITH ORIENTING LIGHT



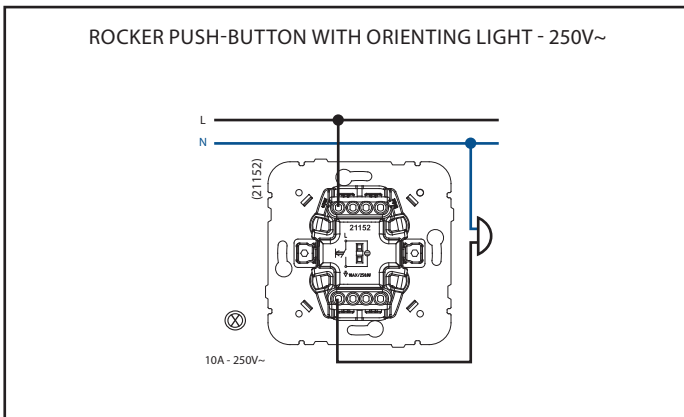
ROCKER PUSH-BUTTON



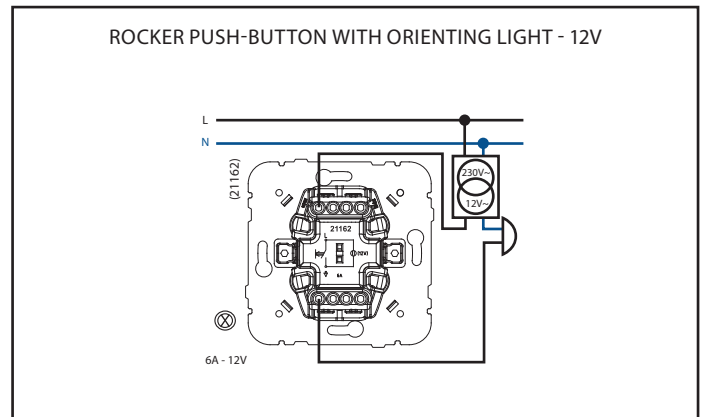
ROCKER PUSH-BUTTON (NO+NC)



ROCKER PUSH-BUTTON WITH ORIENTING LIGHT - 250V~



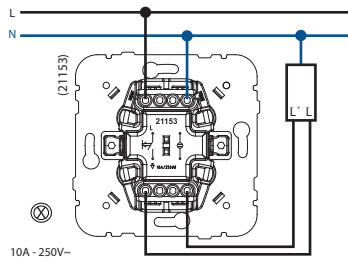
ROCKER PUSH-BUTTON WITH ORIENTING LIGHT - 12V



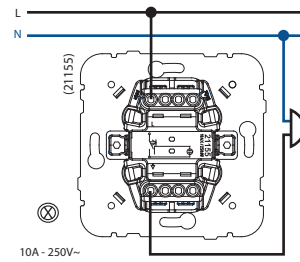


Devices designed for the LOGUS<sup>90</sup> design line

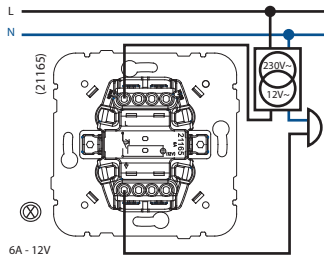
ROCKER PUSH-BUTTON WITH INDEPENDENT PILOT LAMP



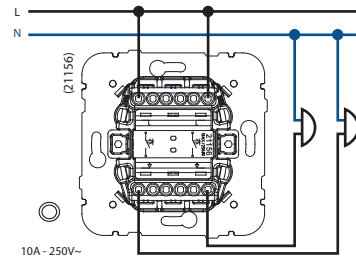
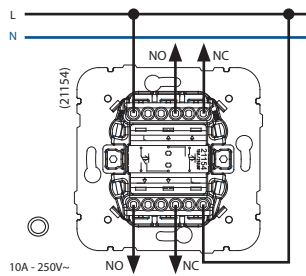
ROCKER PUSH-BUTTON WITH IDENTIFICATION 250V~



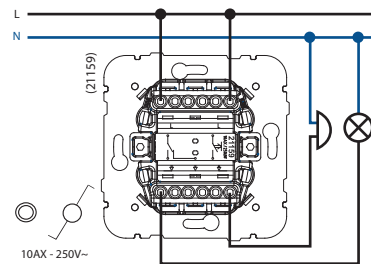
ROCKER PUSH-BUTTON WITH IDENTIFICATION 12V



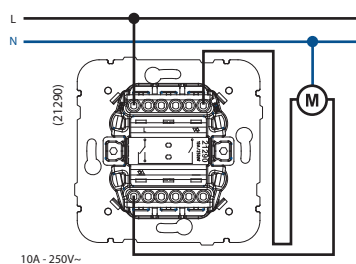
DOUBLE PUSH-BUTTON

DOUBLE PUSH-BUTTON  
(2NO+2NC)

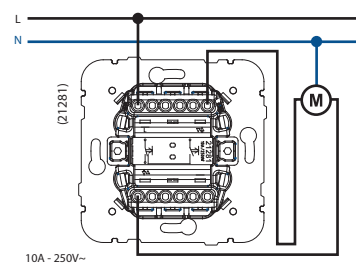
ROCKER PUSH-BUTTON / TWO-WAY SWITCH



VENETIAN SWITCH WITH MECHANICAL BLOCKAGE

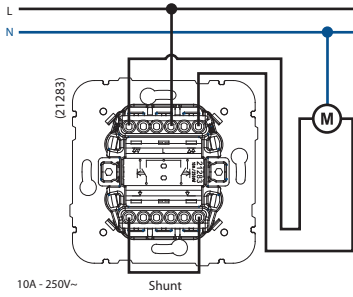


VENETIAN DOUBLE PUSH-BUTTON

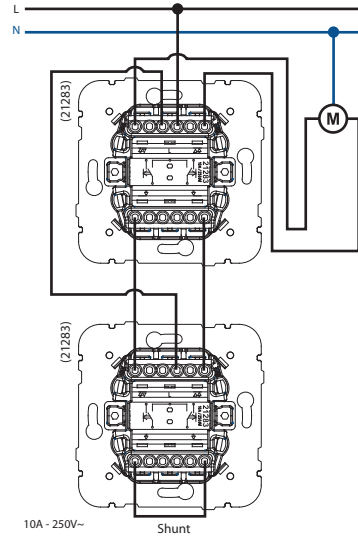


Devices designed for the LOGUS<sup>90</sup> design line

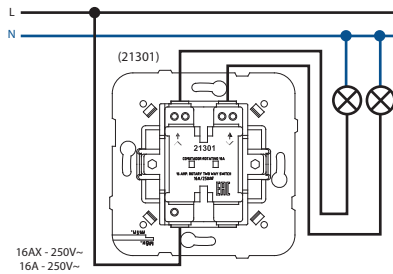
VENETIAN DOUBLE PUSH-BUTTON FOR MULTIPLE POINTS BLINDS CONTROL (Control for 1 point)



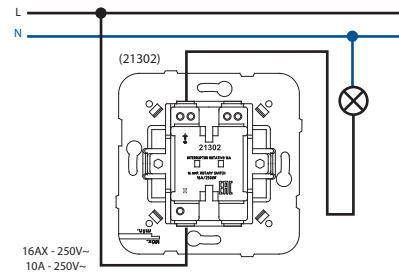
VENETIAN DOUBLE PUSH-BUTTON FOR MULTIPLE POINTS BLINDS CONTROL (Control from 2 or several points)



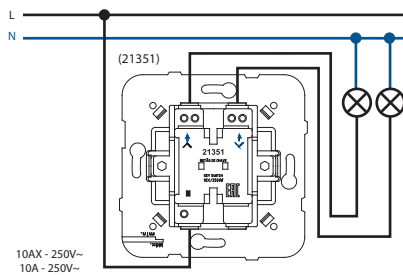
ROTARY TWO-WAY SWITCH - 16A ROTARY PUSH-BUTTON



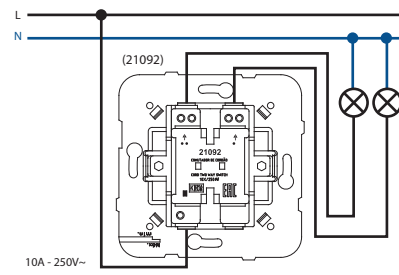
ROTARY SWITCH - 16A PULL-CORD PUSH-BUTTON



KEY LOCK TWO-WAY SWITCH KEY LOCK PUSH-BUTTON



PULL-CORD TWO-WAY SWITCH

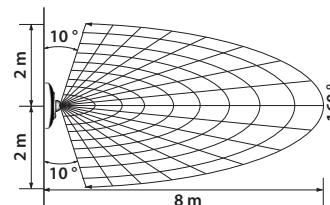


## Motion detector (NO+NC)



Motion Detector - 1000W (Order code 21401/45401 S)  
Motion Detector - 400W (Order code 21402/45402 S)

Controls the connection of electrical circuits according to the detection of motion and surrounding luminosity.  
Compatible with any electrical load.  
Wall mounting.



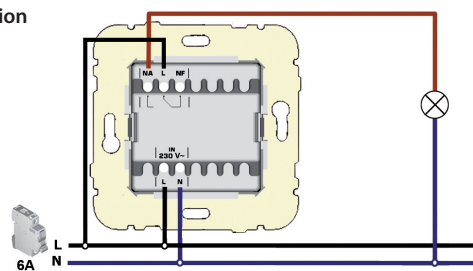
Technical parameters	Order code 21401/45401 S	Order code 21402/45402 S
Voltage range:	230 V~ - 50/60 Hz	
Consumption:	1 W	
Max. Light load:	1000 W	400 W
Sensitivity regulation:	√	
Operating time regulation:	5 sek. to 5 min.	
Range of detection:	8 m	
Detection angle:	160°	
Outputs:	NO / NC	

NB: NO - normally open; NC - normally closed.

## • Operatin

1. Remove the cover of the mechanism to reach the adjustments potentiometers.
2. Proceed to make the necessary adjustments.

## • Connection



Operating Time Regulation

Sensibility Regulation



## Dimmer



Electronic Dimmer/Two-way Switch  
- 320W R, C (Order code 21212)

Allows to adjust the luminous flux of one or more lamps.

Technical parameters	Order code 21212
Maximum load:	320 W
Minimum load:	5 W
Two-way function	
Switches:	√
Minimum intensity setting:	*
Fuse:	—
Bulbs:	√
Halogen lamps, 230 V ~:	√
Halogen lamps with ferromagnetic transformer:	—
Halogen lamps with electronic transformer:	√

Note: \* - automatic setting

## • Settings

Turn the potentiometer to adjust the intensity of the lamp or group of luminaires.

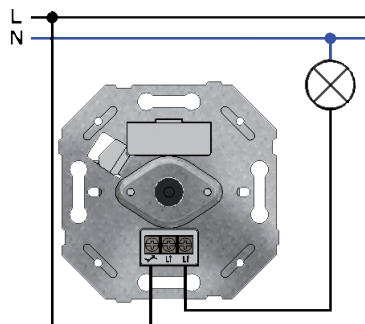
By pressing the button, the switch switches to the two-way dimmer function.

Check voltage on the bottom edge.

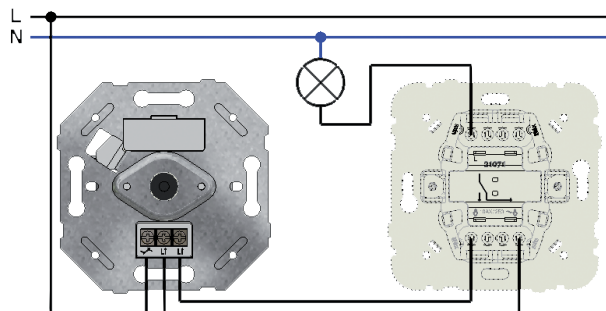
(Order code 21212)

## • Connection

Electronic Dimmer/Two-way Switch



Two-way dimmer



Multi-functional Chronothermostat



**Multi-functional Chronothermostat**

It allows to control manually or automatically the heating/cooling system in accordance with a daily/weekly programming and with preprogrammed temperatures.  
Automatic winter/summer time change.  
Possibility of programming a period of inactivity (holidays).

Technical parameters	21235
Power:	100-240V~, 50/60 Hz
Maximum load:	16A cos $\phi$ = 1
Backlight consumption ON:	<350 mW
Backlight consumption OFF:	<100 mW
Temperature reading range:	-9 °C to 35°C
Temp. monitoring accuracy:	0.5 °C
Operating Temperature:	-10 to 45°C

• **Characteristics**

- Control systems: Heating and/or Cooling.
- Possibility of connecting to the External Sensor.
- Temperature reading: Internal Sensor or External Sensor or both.
- Possibility of maximum of 7 periods/programs per day.
- Key lock.

Multi-functional Thermostat



**Multi-functional Thermostat**

Allows to control the heating or cooling system in accordance with the required temperature.  
Possibility of connecting the Floor Temperature Sensor, with automatic self detection.  
Possibility to be controlled by the Infrared Remote Control Transmitter.

Technical parameters	21236
Power:	100-240V~, 50/60 Hz
Maximum load:	16A cos $\phi$ = 1
Backlight consumption ON:	<350 mW
Backlight consumption OFF:	<100 mW
Temperature reading range:	-9 °C .. 35°C
Temp. monitoring accuracy:	0.5 °C
Operating Temperature:	-10 .. 45°C

• **Characteristics**

- Control systems: Heating and/or Cooling.
- Possibility of connecting to the External Sensor.
- Temperature reading: Internal Sensor or External Sensor or both.
- Can be remotely controlled via an IR transmitter.
- Timer up to 6h.
- Key lock.

## Electrical Blinds Control

**Automatic Relay for Blinds Control (Order code 81512)**

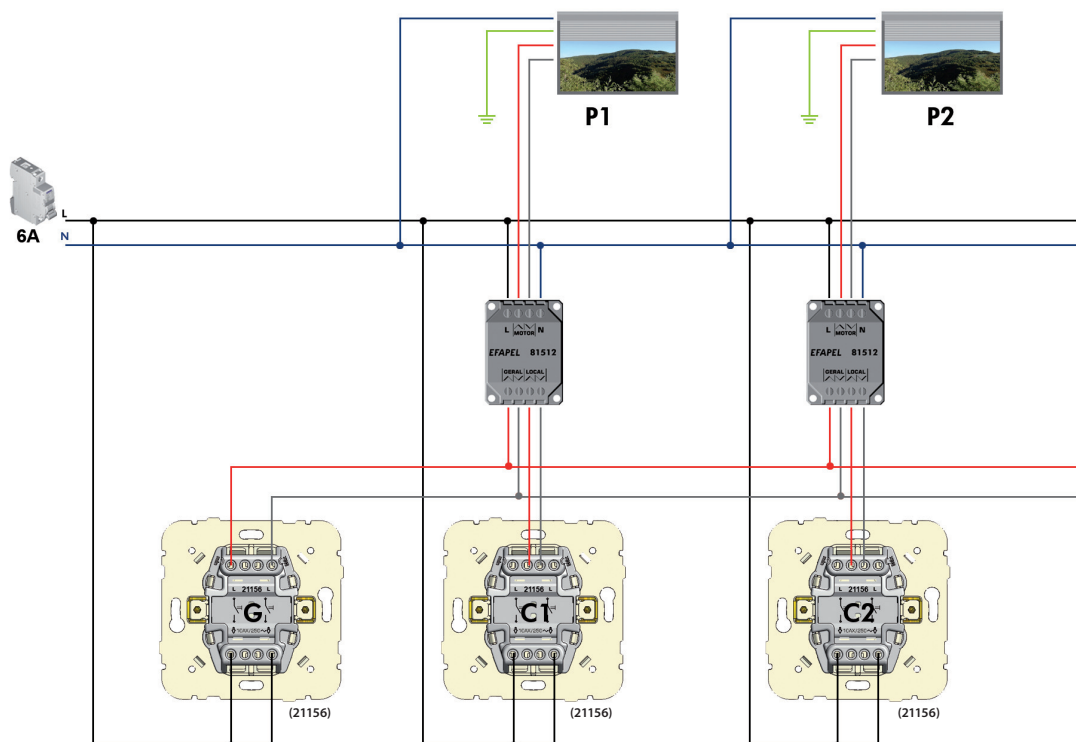
Allows to control the individual and general control of a set of blinds.

Can be installed into a standard wall box, in the derivation boxes near the blinds or in deep wall boxes and behind the wiring devices installed in the same box.

Technical parameters	Order code 81512
Voltage range:	230 V / 50 Hz
Consumption:	1 W
Load capacity:	6 A (1380 W, $\cos \varphi=1$ )
Opening and closing time:	90 s
Electrical blockage:	√
Dimensions (H x W x D):	48 x 36.3 x 24 mm

**• Wiring Diagram**

Blinds Centralized Installation - with Automatic relays for blinds control (Ref. 81512)



P1, P2 – blinds

G (21156) - main module

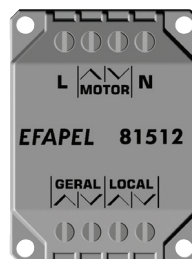
C1, C2.. (21156) - local module

Note: The protection against two simultaneous orders of open or close applied in the same device or different devices, is guaranteed by the software of the relay.

**• Automatic Relay for Blinds Control (Ref. 81512)**

Terminal

- ▼ Output for motor - Down
- ▲ Output for motor - Up
- L Phase
- N Neutral
- ▼ Signal input for central control - Down
- ▲ Signal input for central control - Up
- ▼ Signal input for local control - Down
- ▲ Signal input for local control - Up





Electrical Blinds Control



Relay for Blinds Control (Order code 81511)

Allows the individual and general control of a set of blinds.

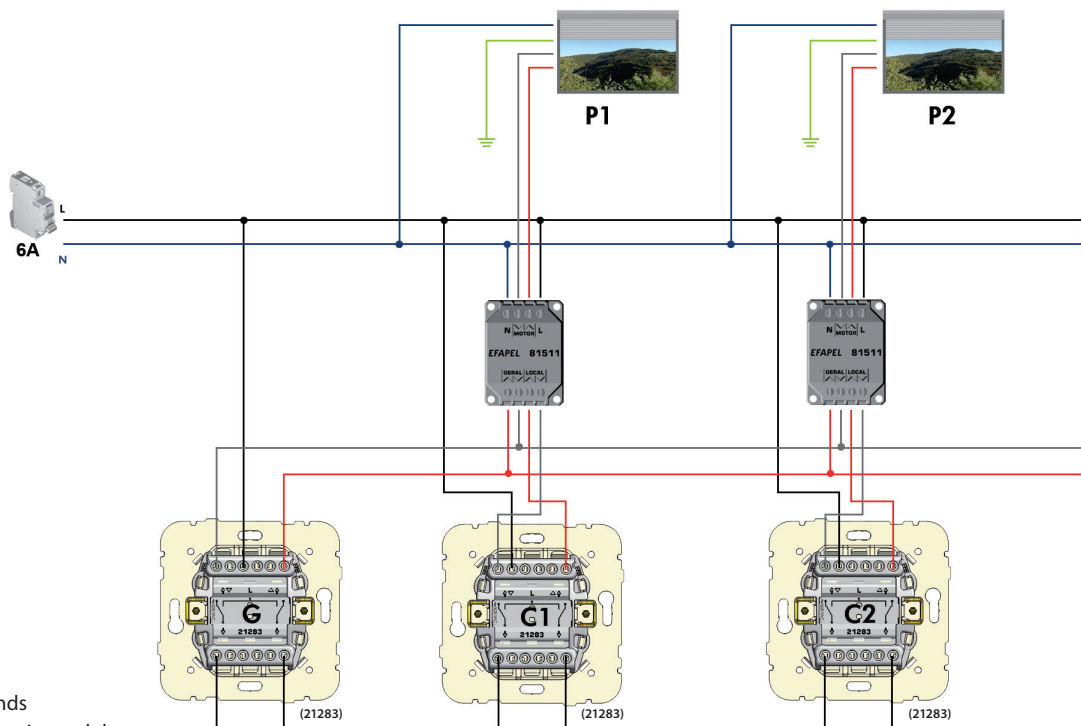
Can be installed into a standard wall box, in the derivation boxes near the blinds or in deep wall boxes and behind the wiring devices installed in the same box.

Technical parameters	Order code 81511
Voltage range:	230 V / 50 Hz
Consumption:	1 W
Load capacity:	6 A (1380 W, cos φ = 1)
Opening and closing time:	90 s
Electrical blockage:	x*
Dimensions (H x W x D):	48 x 36.3 x 24 mm

\* Electrical blockage: with the Relay for Blinds Control, the electrical blockage (protection against two simultaneous orders) is guaranteed by the association of the Relay for Blinds Control with the Venetian Double Push-button for Multiple Points Blinds Control (Ref. 21283 / 45283 S).

• Wiring Diagram

Blinds Centralized Installation - with RELAYS for BLINDS CONTROL (Ref. 81511)



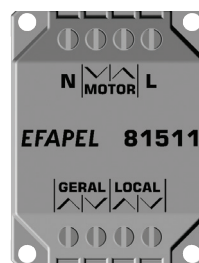
P1, P2 – blinds  
 G (21283) - main module  
 C1, C2.. (21283) - local module

Notes: The protection against two simultaneous opening and close orders in the same device or different devices is guaranteed by the combination of the mechanism (Ref. 21283 / 45283 S) and the relay (Ref. 81511). For this reason, this relay works only with the mentioned mechanism.

• Functions (Order code 81511)

Terminal

- ▼ Output for motor - Down
- ▲ Output for motor - Up
- L Phase
- N Neutral
- ▼ Signal input for central control - Down
- ▲ Signal input for central control - Up
- ▼ Signal input for local control - Down
- ▲ Signal input for local control - Up



## Dimmer



MEC 21 Mechanisms:

- Finishings - LOGUS<sup>®</sup> | **sirius70** | APOLLO 5000.

Allows to adjust the luminous flux of one or more lamps.

• **Function**

- rotary variation of luminous flux.
- Press button for ON / OFF switching status.

• **Maximum Recommended Loads**

230V~ 50 Hz	Type	Fuse	Min.									
				R	R	RL	RC	RC	RC	RC	RC	RC
				Max.	Max.	Max.	Max.	Max.	Max.	Max.	Max.	Max.
Ref. 21210	-	F0.8A/250V~	-	-	-	-	-	-	-	-	40 mA	-
Ref. 21211		T2A/250V~	20 W/VA	500 W	500 W	500 VA	-	-	-	-	-	-
Ref. 21212		-	5 W/VA	320 W	320 W	-	320 VA	-	-	-	-	-
Ref. 21213		-	20 W/VA	550 W	550 W	-	550 VA	-	-	-	-	-
Ref. 21214		T1A/250V~	7 W/VA 3 W (LED)	110 W	110 W	110 VA	-	110 W	35 W	-	-	-
Ref. 21215		-	15 W/VA 3 W (LED)	150 W	150 W	-	150 VA	150 W	50 W	-	-	-
Ref. 21216		T2A/250V ~	20 W/VA 3 W (LED)	250 W	250 W	250 VA	-	250 W	85 W	-	-	-
Ref. 21217		-	15 W/VA 5 W (LED)	450 W	450 W	-	450 VA	450 W	150 W	-	-	-
Ref. 21219		F2.5A/250V~	20 W/VA	600 W	600 W	-	-	-	-	-	-	600 VA


## USB Charger

## Screw Terminal Loudspeaker Socket



MEC 21 Serie


USB Socket - 2100 mA - allows you to charge portable devices via a USB socket (mobile phones, smartphones, tablets, powerbanks, MP3, MP4, etc.).



**Technical parameters**

**Order code 21384**

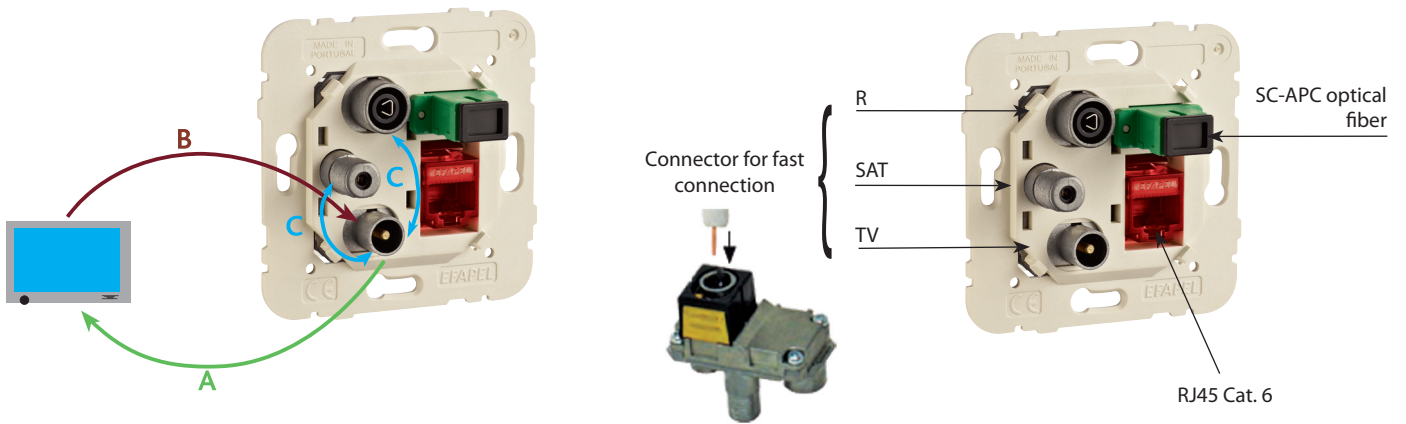
Voltage / Frequency:	100~240 V / AC 50~60 Hz
Output voltage:	5 V
Maximum Output Power:	2.4 A
Efficiency:	80 %
Standby power consumption:	< 0.1 W
Output:	2x USB A type



**Order code 21220** (replacement 21221)

The exposed wire end can be pulled into the screw terminal or a standard banana plug can be used.

Multimedia Sockets | Radio, Television and Satellite sockets



- A** Derivation Losses
- B** Return Losses
- C** Isolation between Outputs

Sockets Typ

Typology		Order code	RADIO	TV	SAT	FO SC-APC	RJ45 Cat. 6
STAR CONNECTION		Multimedia 21545					
		Multimedia 21544				-	
		Multimedia 21546				-	
		Multimedia 21535			-		
		Multimedia 21534			-	-	
		R - TV - SAT 21543				-	-
		R - TV 21533			-	-	-
SERIES CONNECTION		R - TV - SAT 21555				-	-
		R - TV 21554			-	-	-
		R - TV - SAT 21565				-	-
		R - TV 21564			-	-	-

## Multimedia Sockets | Radio, Television and Satellite sockets

## R - TV - SAT SOCKETS (Impedance of 75 Ohm)

LINEAL	Outputs		Derivation Losses (dB)										Insertion Losses dB	Insulation between Outputs dB	Return Losses dB	DC Current Passage mA (DC)	
	Connector/ Outputs		RETURN	BI	Sub Band	FM	S. Low	BIII /DAB	S. High Hyper	UHF	SAT						
			4-47 MHz	47-68 MHz	68-80 MHz	84-108 MHz	112-174 MHz	174-230 MHz	230-446 MHz	470-862 MHz	950-2150 MHz	2150-2400 MHz					
Order code																	
STAR 21543 21544 21545 21546 45543 S	IEC MALE	TV	<1	<1	<1	<1	<1	<1	<1	<1	<1	--	--	--	>20	>18	--
	IEC FEMALE	R	<20	<20	<20	<20	<20	<20	<20	<20	<20	--	--				--
	F FEMALE	SAT	--	--	--	--	--	--	--	--	<3	<3	(SAT-IN) 500mA				
TERMI- NAL 21555 45555 S NQ 2b	IEC MALE	TV	5 <sup>±1</sup>	5 <sup>±1</sup>	5 <sup>±1</sup>	5 <sup>±1</sup>	5 <sup>±1</sup>	5 <sup>±1</sup>	5 <sup>±1</sup>	5 <sup>±1</sup>	5 <sup>±1</sup>	--	--	--	>12	>18	--
	IEC FEMALE	R	<20	<20	<20	<20	<20	<20	<20	<20	<20	--	--				--
	F FEMALE	SAT	--	--	--	--	--	--	--	--	5 <sup>±1</sup>	5 <sup>±1</sup>	(SAT-IN) 500mA				
CROSSO- VER 21565 45565 S NQ 2b	IEC MALE	TV	9 <sup>±1</sup>	9 <sup>±1</sup>	9 <sup>±1</sup>	9 <sup>±1</sup>	9 <sup>±1</sup>	9 <sup>±1</sup>	9 <sup>±1</sup>	9 <sup>±1</sup>	9 <sup>±1</sup>	--	--	<3	>12	>18	--
	IEC FEMALE	R	18 <sup>±1</sup>	18 <sup>±1</sup>	18 <sup>±1</sup>	18 <sup>±1</sup>	18 <sup>±1</sup>	18 <sup>±1</sup>	18 <sup>±1</sup>	18 <sup>±1</sup>	18 <sup>±1</sup>	--	--				--
	F FEMALE	SAT	--	--	--	--	--	--	--	--	9 <sup>±1</sup>	9 <sup>±1</sup>	(SAT-IN) 500mA				

## R - TV SOCKETS (Impedance of 75 Ohm)

EQUALIZED	Outputs		Derivační ztráty (dB)										Insertion Losses dB	Insulation between Outputs dB	Return Losses dB	
	Connector/ Outputs		RETURN	BI	Sub Band	FM	S. Low	BIII /DAB	S. High Hyper	UHF	SAT					
			4-47 MHz	47-68 MHz	68-80 MHz	84-108 MHz	112-174 MHz	174-230 MHz	230-446 MHz	470-862 MHz	950-2150 MHz	2150-2400 MHz				
Order code																
STAR 21533 21534 21535 45533 S NQ 2a	IEC MALE	TV	<1	<1	<1	--	<1	<1	<1	<1	--	--	--	>20	--	
	IEC FEMALE	R	--	--	--	2 <sup>±0.3</sup>	--	--	--	--	--	--				
TERMI- NAL 21554 45554 S NQ 2a	IEC MALE	TV	5 <sup>±1</sup>	5 <sup>±1</sup>	5 <sup>±1</sup>	--	5 <sup>±1</sup>	5 <sup>±1</sup>	5 <sup>±1</sup>	5 <sup>±1</sup>	--	--	--	>20	>18	
	IEC FEMALE	R	--	--	--	6 <sup>±1</sup>	--	--	--	--	--	--				
CROSSO- VER 21564 45564 S NQ 2a	IEC MALE	TV	9 <sup>±1</sup>	9 <sup>±1</sup>	9 <sup>±1</sup>	--	9 <sup>±1</sup>	9 <sup>±1</sup>	9 <sup>±1</sup>	9 <sup>±1</sup>	--	--	1 <sup>±0.5</sup>	>20	>18	
	IEC FEMALE	R	--	--	--	9 <sup>±1</sup>	--	--	--	--	--	--				





# WATERPROOF 48

## series

EFAPEL with the series **Waterproof 48** is the right choice for "any terrain" when performing an electrical installation in a moist or dusty environment.

Thanks to IP65 protection and use of thermoplastic with high resistance to weather conditions, the **Waterproof 48** series represents the best solution for installations in industrial areas, garages and gardens.

It is produced in the traditional color gray – RAL 7035 – and in white – RAL 9003, which are colors used in EFAPEL technical cable trunkings.

The series **Waterproof 48** has 34 functions; these can be mounted in simple or double bases and in vertical or horizontal positions.

IP65

IK07







16A

## Control Devices





		Order code	Color	Box (Un)
	Single Pole Switch 16AX - 250V~	48011 C	CZ BR	10
	Single Pole Switch with Orienting Light 16AX - 250V~	48012 C	CZ BR	10
	Single Pole Switch with Pilot Lamp 16AX - 250V~	48013 C	CZ BR	10
	Two Circuits Switch IP65, IK07 16AX - 250V~	48061 C	CZ BR	10
	Two-pole Switch IP65, IK07 16AX - 250V~	48021 C	CZ BR	10
	Two-pole Switch with Pilot Lamp 16AX - 250V~	48023 C	CZ BR	10
	Intermediate Switch IP65, IK07 16AX - 250V~	48051 C	CZ BR	10
	Intermediate Switch with Orienting Light IP65, IK07 16AX - 250V~	48052 C	CZ BR	10
	Two-way Switch IP65, IK07 16AX - 250V~	48071 C	CZ BR	10
	Two-way Switch with Orienting Light IP65, IK07 16AX - 250V~	48072 C	CZ BR	10
	Two-way Switch with Pilot Lamp IP65, IK07 16AX - 250V~	48073 C	CZ BR	10
	Double Two-way Switch IP65, IK07 16AX - 250V~	48101 C	CZ BR	10



## Control Devices

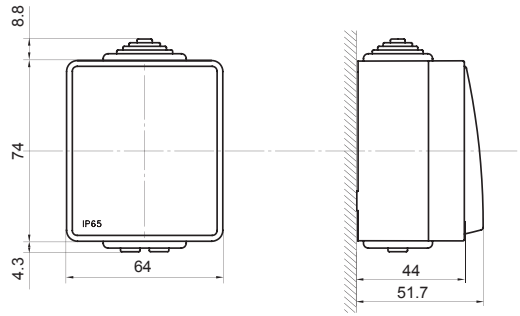
		Order code	Color	Box (Un)
	Rocker Push-button IP65, IK07 16A - 250V~	48151 C	CZ BR	10
	Rocker Push-button with Orienting Light - 250V~ IP65, IK07 16A - 250V~	48152 C	CZ BR	10
	Rocker Push-button with Orienting Light - 12V IP65, IK07 6A - 12V	48162 C	CZ BR	10
	Venetian Double Push-button IP65, IK07 16A - 250V~	48281 C	CZ BR	10
	Venetian Double Push-button for multiple points Blinds Control IP65, IK07 16A - 250V~	48283 C	CZ BR	10
	Venetian Switch IP65, IK07 16A - 250V~	48290 C	CZ BR	10

## Energy Sockets

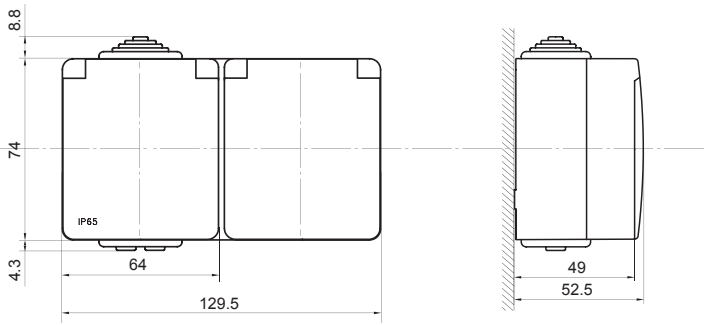
		Order code	Color	Box (Un)
	Safety Earth Socket (French Type) IP65, IK07 16A - 250V~	48112 C	CZ BR	10
	Safety Single Phase Socket IP65, IK07 16A - 250V~	48122 C	CZ BR	10
	Earth Socket (Schuko Type) IP65, IK07 16A - 250V~	48131 C	CZ BR	10
	Safety Earth Socket (Schuko Type) IP65, IK07 16A - 250V~	48132 C	CZ BR	10

## Dimensions (mm)

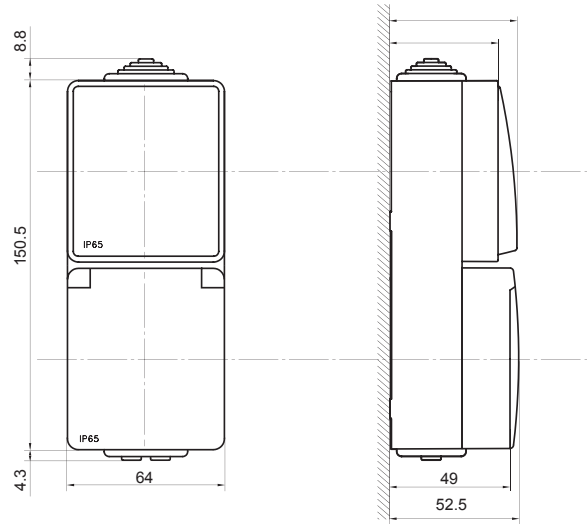
INSTRUMENT / SOCKET



TWO-INSTRUMENT / SOCKET  
- horizontal



TWO-INSTRUMENT / SOCKET  
- vertical



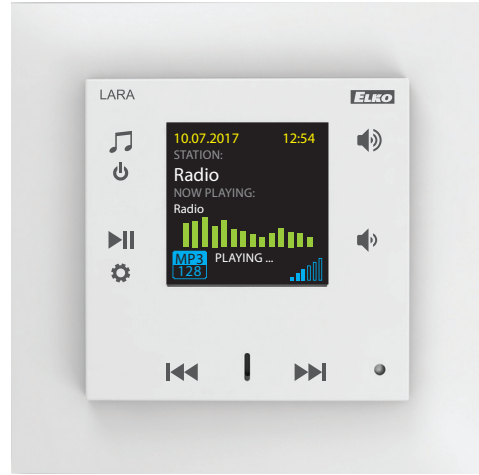
# LARA... player in the switch

Radio / Music / Intercom / Videophone / Audiozone

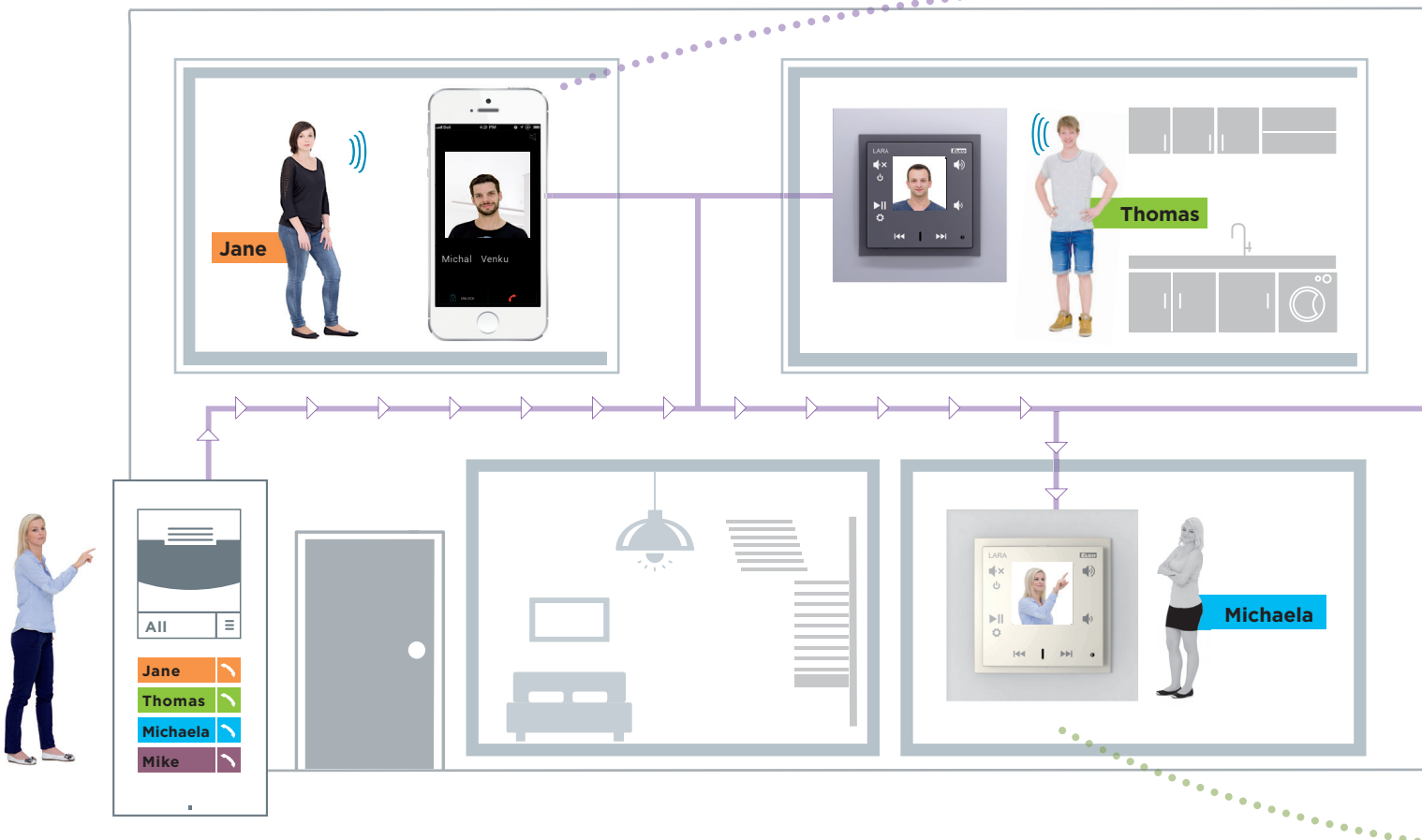


## LARA Radio

- LARA Radio is a music and internet radio player - the size of a circuit breaker, in the LOGUS<sup>90</sup> design (metal, wood, metal ...).
- LARA is used for example in the kitchen, bathrooms, waiting rooms, offices, receptions, entrance halls, operating rooms or wellness areas.
- LARA can play a radio stream and can store as many as 40 in connection with the internet. However, these can be selected from thousands of stations around the world that provide the correct connection data.
- LARA Radio can play the content of an external music source, for example, such as an iPhone, a smart phone, or an MP3 player. These devices are plugged into a 3.5 mm stereo audio jack input that is located at the bottom of the front panel.
- LARA Radio also plays audio files from the central data repository in which the Logitech Media Server is installed. When using with NAS, LARA NAS App is available.
- Operation is done by touching the front panel or infrared remote (included with the product package).
- LARA Radio is equipped with a 1.5" OLED colour display (basic music playback information, setup menu orientation, etc.).
- LARA Radio has an integrated 2x10W amplifier, making it very easy to install the device in areas where the power is sufficient.
- LARA Radio is powered by PoE with a maximum voltage level of 27 V DC / 1000 mA. The advantage is one cable (UTP) for power and communication.



## Intercom & Videophone



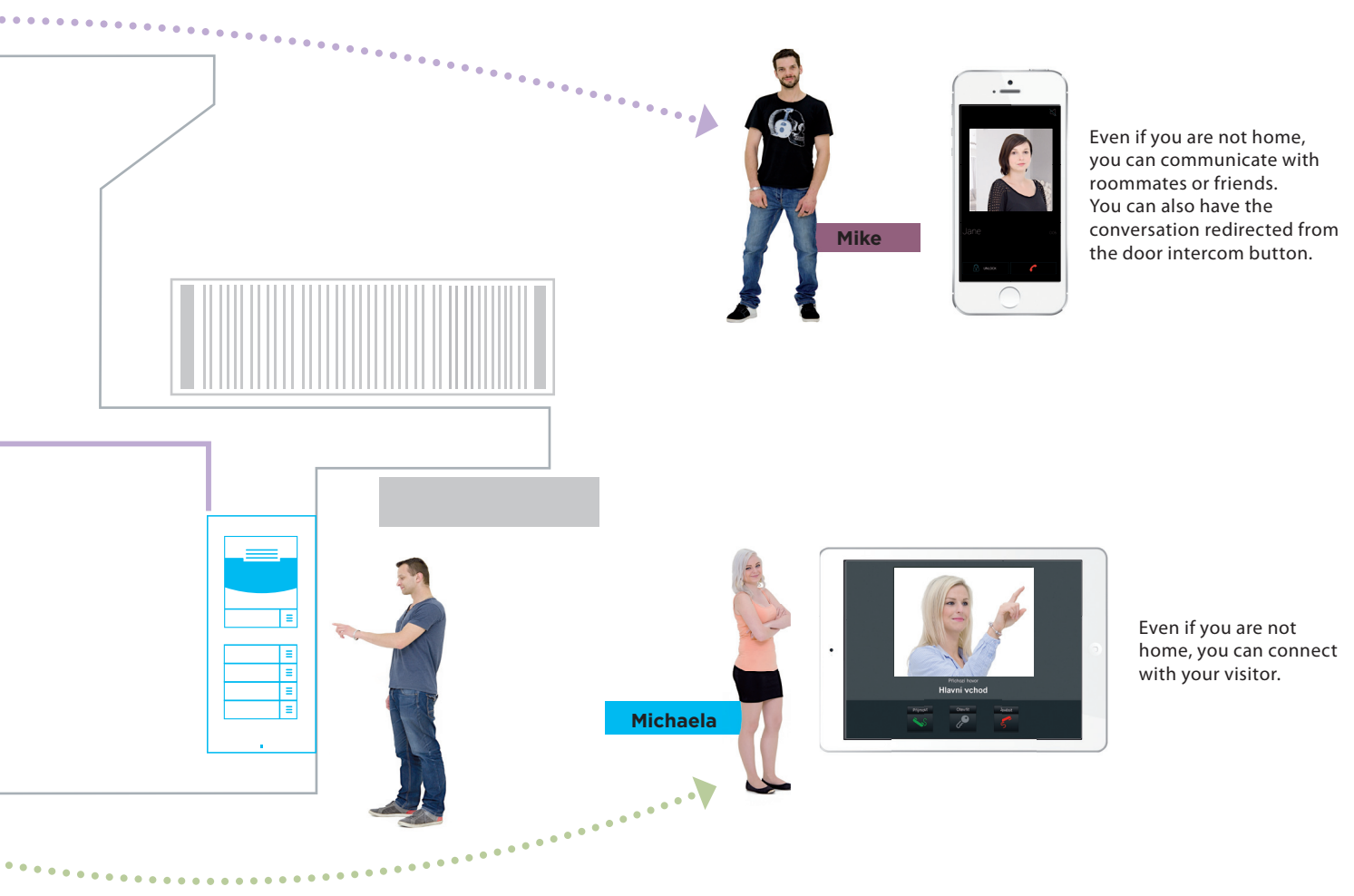

LARA allows you to communicate across the house (Intercom) as well as the door-to-door with the door phone (Videophone).

Up to 30 devices (LARA, phone, tablet ...) can be connected to the system. LARA can communicate with you outside of the house - all you need is an internet connection.



## LARA Intercom

- Not only is LARA your radio and music player, but it is also an INTERCOM, VIDEOTELEPHONE and /or AUDIOZONE.
- LARA Intercom is suitable for installation in both residential and commercial buildings.
- INTERCOM allows bidirectional communication between people in the house, up to 8 LARA devices can communicate directly between them.
- In the case of a 2N IP installation (which has an integrated Asterisk disk), Intercom can be used not only between LARA devices but also among smartphones (with iHC-MA, iHC-MI installed).
- VIDEOTELEPHONE allows you to communicate with 2N and ALPHATECH TECHNOLOGIES (IP BOLD) IP from which LARA transmits picture and sound. If you are not at home, the call is automatically redirected to your smartphone.
- You can connect 6 LARA + 2 IP Phones (or combine them with up to 8 accounts in different ways). Once you have connected a "Connection server," you can use up to 30 LARA devices (combined with IP-speakers) in the installation, which is especially suitable for larger installations (buildings, apartment buildings).
- AUDIOZONE, which allows you to play your music in any area in the house.
- LARA Intercom also plays back audio files from the central data repository in which the Logitech Media Server is installed. This feature of LARA can be used within a comprehensive iNELS system or as a device completely independent of house automation. When used within iNELS, the control is part of a comprehensive iHC application. When using with NAS, LARA NAS App is available.



## Installation

### Flush mounting

The LARA device can be installed in an installation box (along with switches), in a design from one to five frames. This installation is recommended in places where at least one installation box is installed or in a place with hollow walls.



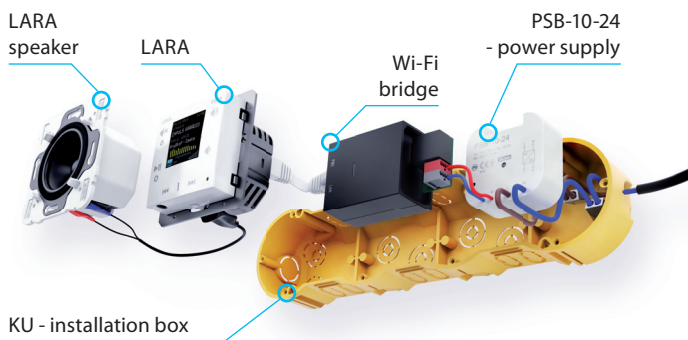
### Surface mounting

Surface mounting enables installing the LARA device in places where structural modifications are impossible or difficult to perform. The box is designed for one frame only with selection of installations of external speakers mounted on walls or ceiling.




## Power supply

### Power supply PoE + Wi-Fi into a box




Wi-Fi bridge with PoE and power supply into an installation box.  
Power supply 230V.  
order number: 5224

### Power supply PoE into a box




PoE injector with power supply intended for an installation box.  
Power supply 230 V.  
order number: 6605

### PoE supply



Power injector with plug-in 230V adapter.  
order number: 5225

### Power supply PoE + Wi-Fi



Wi-Fi bridge with PoE plug in 230V adapter.  
order number: 5227



## Speakers

### Flush mounted



dimensions (mm):  
 Ø 52  
 power: 10 W  
 impedance: 32 Ω  
 more color available

### On the wall




dimensions (H x W x D):  
 274 x 185 x 37 mm  
 power: 15 W  
 impedance: 8 Ω, 16 Ω, 32 Ω  
 color: white

### Into a suspended ceiling



dimensions (mm):  
 Ø 180  
 power: 30 W  
 impedance: 8 Ω, 16 Ω, 32 Ω  
 color: white



dimensions (H x W x D):  
 220 x 220 x 93 mm  
 power: 60 W  
 impedance: 8 Ω, 16 Ω, 32 Ω  
 color: white

## Door Speakers Compatible Door phone Videophones



Producer: 2N  
 Type: Verso

## Accessories



### AUX CABLE LARA (LARA CINCH CABLE)

5208

Used to connect LARA with exter. amplifier.  
 Reduction 4pin from LARA LINE OUT to 2x  
 CINCH plug into amplifier, length 2x20 cm.



### LARA PoE POWER ADAPTER

6191

PoE power for one LARA.



### LARA SPEAKER CABLE

5209

Patch cable LARA - speaker.



### WIFI BRIDGE

5210

Used for LARA wireless connection via WiFi  
 network.



### AUX CABLE LARA (LARA AUDIO CABLE)

6704

Used to connect LARA with external music  
 source (smartphone, mp3 player). Length 20cm  
 terminated with 2x stereo jack 3.5mm.



### POWER SUPPLY (PSB-10-24)

4378

Switching stabilized power supplies with fixed  
 output voltage, intended for mounting into  
 an installation box (e.g. KU-68). PSB-10-24 -  
 stabilized power supply 24V/10 W.



### PoE SWITCH

6605


Provides LAN connectivity and PoE power supply  
 for up to 5 x LARA. Power supply AC 230 V.



### NAS EXTERNAL STORAGE

7212

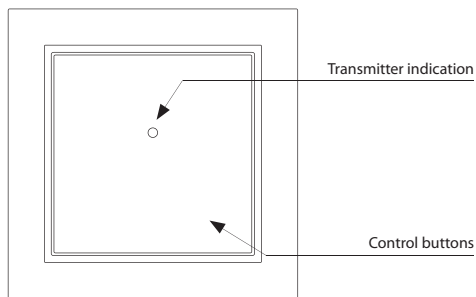
Two-chamber NAS server with the function of  
 hosting, sharing and data security.



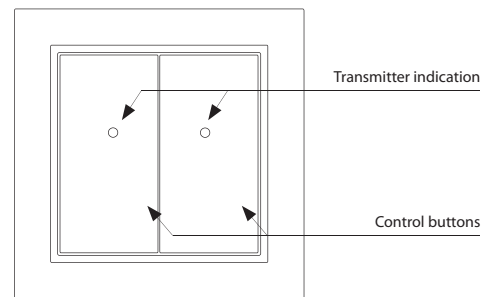
- The wireless controller is used to control switches and dimmers (lights, gate, garage door, blinds, etc.).
- **RFWB-20/G**: two buttons enable control of two units independently.
- **RFWB-40/G**: four buttons enable control of four units independently.
- The flat design with level base makes it ideal for fast installation on any surface (fixation with adhesive or screws in the installation box).
- When pressing the button, it sends a set signal (ON/OFF, dimming, time switching OFF / ON, blinds up/down).
- Sending a command is indicated by a red LED.
- In LOGUS<sup>90</sup> switch frame design (plastic, glass, wood, metal, stone).
- Option of setting light scenes, where with a single press, you can control units of iNELS RF Control.
- Battery power supply (3 V / CR2032 - included in the supply) with battery life of around 5 years based on frequency of use.
- Range up to 200 m (in open space), if the signal is insufficient between the controller and unit, use the signal repeater RFRP-20 or protocol component RFIO<sup>2</sup> that support this feature.
- Communication frequency with bidirectional protocol iNELS RF Control.

### Device description

RFWB-20/G



RFWB-40/G




### Examples of placement

RFS-61B  
RFSC-61


## LOGUS<sup>90</sup>

We bring you switches, sockets and accessories in standard, plastic or metallic design, but you will be impressed most by enchanting luxury design of purely natural frames: real wood, metal, granite and tempered glass - crystal


On wall



On wood



On glass



Plastic



Metallic plastic



Color plastic



Color plastic



Metal




Wood



Stone

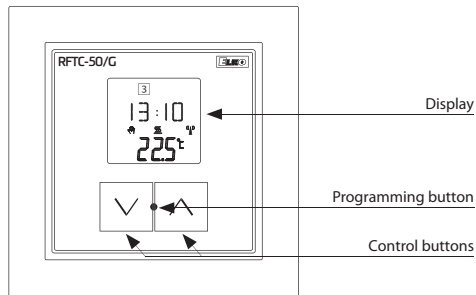


Crystal

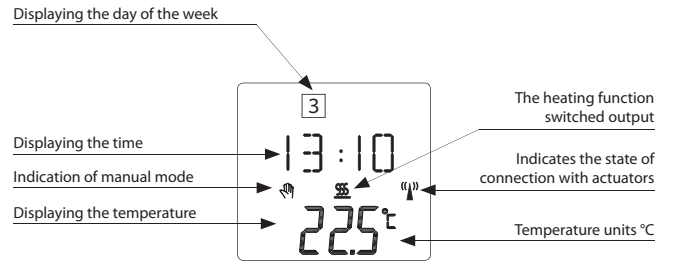


- The wireless controller in design LOGUS<sup>90</sup> measures the room temperature by internal sensor, and based on the set temperature, it sends a command for heating / cooling.
- Option of setting a daily/weekly automatic control program.
- The temperature controller can be used in one of two ways:
  - For controlling an additional heat source (heater, oil radiator, radiant panel) with multi-function switching units RFSA-6x, RFUS-61 or RFSC-61.
  - For control of floor heating, when the internal sensor scans the room temperature, and based on the value, controls the heating unit RFSTI-11B, which monitors the critical floor value by external sensor.
- Manual control by buttons on the unit.
- Range of measured temperature 0-55 °C.
- The backlit LCD display displays the current and set temperature, status (ON/OFF), battery status, day of the week, current time, etc.
- Battery power (1.5 V / 2x AAA - included in supply) with battery life of around 1 year based on frequency of use.
- The flat rear side of the device enables its placement anywhere in the room where you wish to measure temperature.
- Range up to 100 m (in open space), if the signal is insufficient between the controller and unit, use the signal repeater RFRP-20 or protocol component RFIO<sup>2</sup> that support this feature.
- Communication frequency with bidirectional protocol iNELS RF Control.
- Color combination of temperature unit in design of frames LOGUS<sup>90</sup> (plastic, glass, wood, metal, stone).

Device description





Display description


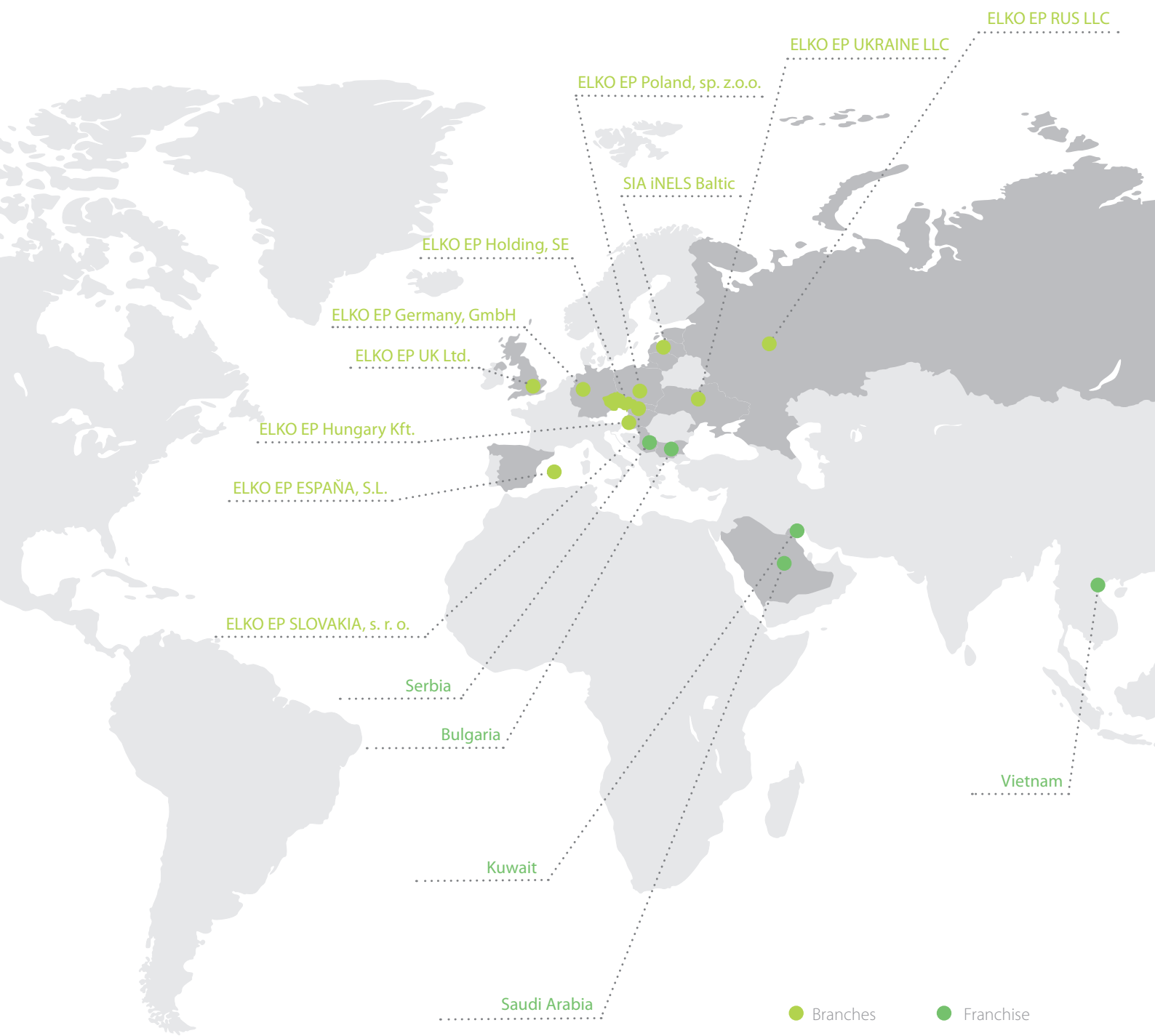


Example of connection



RFSA-61B  
RFSC-61  
RFSTI-11B





**ELKO EP, s.r.o.** | Palackeho 493 | 769 01 Holesov, Vsetuly | Czech Republic  
 phone: +420 573 514 221 | fax: +420 573 514 227 | elko@elkoep.com | www.elkoep.com

Published: 10/2020 | Modifications or amendments reserved | © Copyright ELKO EP, s.r.o. | 1st edition