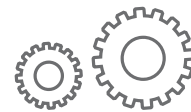


# SWITCHES AND SOCKETS



TECHNICAL CATALOGUE

LOGUS<sup>90</sup>



# ELKO EP



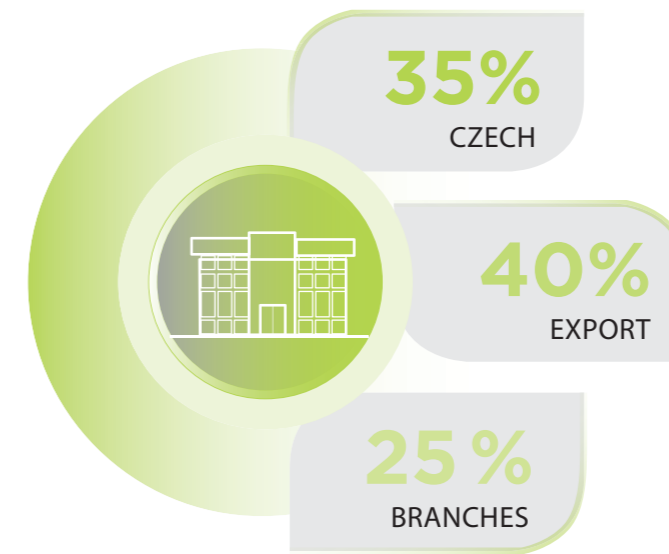
**We are traditional, innovative and purely Czech development manufacturer of electronic devices and we have been your partner in the field of electroinstallations for 27 years.**

ELKO EP employs about 330 people, exports its products to more than seventy countries, and has representatives in fifteen foreign branches. Company of the Year of the Zlín Region, Visionary of the Year, Global Exporter of the Year, Participation in the Czech TOP 100, these are just some of the awards received. Still, we are not finished. We are constantly striving to move forward in the field of innovation and development. That's our primary concern.

Millions of relays, thousands of satisfied customers, hundreds of our own employees, twenty seven years of research, development and production, fifteen foreign branches, one company. ELKO EP, innovative- a purely Czech company based in Holešov, where development, production, logistics, service and support go hand in hand. We primarily focus on developing and manufacturing systems for building automation in the residential, commercial and industrial sector, a wide range of Smart city facilities and the so-called Internet of Things (IoT).



## Facts and stats



### WE ARE

<p><b>DEVELOPERS</b></p> <p>In the new R&amp;D center, more than 30 engineers develop new products and extend the functionality of existing products.</p>	<p><b>PRODUCERS</b></p> <p>Modern antistatic spaces, 2x fully automated SMD production lines, 2 shift operations.</p>	<p><b>SUPPORT</b></p> <p>24 hours / 7 days / 360 days we not only provide technical support but also logistics.</p>	<p><b>SELLERS</b></p> <p>Personal access to more than 70 sales representatives in ELKO EP Holding provides impeccable services and superior products at an affordable price.</p>



**Timers/Relays**

Time relays, auxiliary relays, installation contactors, Bistable relays, stair controllers, timers, dimmers, power supplies, control and signalling devices.



**Protection and monitoring relays**

Voltage relays 1-phase and 3-phase (under voltage, overvoltage, phase failure, phase asymmetry, phase sequence), current relays, power factor and frequency monitoring, thermostats, level relays.



**Wireless electro-installation iNELS RF**

Components of smart wireless wiring can be easily and quickly used in existing buildings where it is not desirable to cut holes for cables (e.g. add / change a light switch when changing room layouts). However, it is also possible to assemble a complete system for apartment or house control, intelligent control of heating, blinds or scene settings. When using the eLAN-RF gateway, the entire installation can also be controlled by an application from a mobile phone, tablet or television.



**Hotel Wireless Retrofit (HRESK)**

Hotel Room Energy Saving Kit - is a complete solution designed primarily for existing hotel rooms and is based on the iNELS RF wireless system. It focuses on the following areas: "Energy savings": switching off all appliances when leaving the room or not overheating / not overcooling, "Comfort" - all out of bed and "Safety": bell, guest in the room, maid, visitor.



**Wired electro-installation iNELS BUS**

The sensors and actuators, together with the central unit, which is the heart of the system, communicate via a 2-wire bus and enable the construction of a larger installation for family houses, villas, hotels and buildings. Individual functions of elements are parameterized in SW iDM, so simple and more complex actions can be set.



**Hospitality Hotel (GRMS)**

Guest Room Management System – is a comprehensive solution designed primarily for new hotels, guesthouses or wellness and is based on the iNELS BUS system. In the room, it resolves the control of lighting, access, temperature control and audio / video distribution. It features glass panels with touch buttons that can be combined in various ways (numbers, shape, and colours) and customized (description, logo).



**Building management system**

Building Management System is the superstructure above the iNELS BUS, resp. wireless system iNELS RF. It enables not only the control of several central units (CU) or gateway (eLAN), but also the connection to other protocols that the technology brings in the building (Modbus, Bacnet, KNX, etc.).



**Lighting control**

ELKO EP products offer a variety of lighting control solutions for all types of light sources: from simple (dimmers from the RELAY section), through wireless (iNELS RF) to sophisticated control within the iNELS BUS installation, which (except conventional RLC-LED dimmers) also includes units for light control via DALI and DMX bus.



**Switches and sockets**

Switches, sockets and a complete range of devices and accessories - this is the Logus90 series from the Portuguese manufacturer Efael. This range is complemented by both standard plastic frames and luxury frames made of purely natural materials: real wood, metal, granite or tempered glass. Be exceptional!



As when we painted our future housing on paper with crayons when we were young, the LARA configurator allows us to indulge in this hobby to this day. Do you like timeless design of frames made of natural materials? Would you like glass switches and controls? Do not you know if they'll be in tune with the colour of your walls? Will they fit comfortably into a given area?



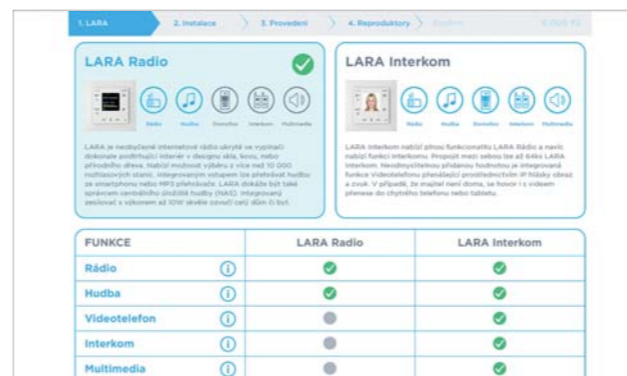
Try the LARA configurator online. You can choose from one single frame to five frames. Combine the features that will keep you entertained!



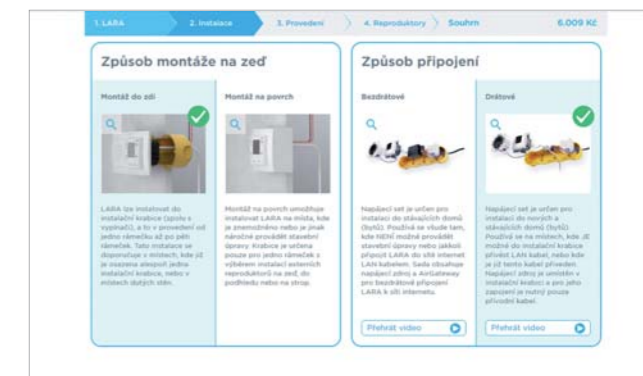
Just 4 steps in the configurator:

At each step of the configurator, you choose, for example, the installation method, the size or design of the frame (e.g. glass, wood, metal), the wall colour/type and the type of speakers (wall, ceiling, ...). The result delivers an overview and estimated total cost. You can place the order here directly or send it by email.

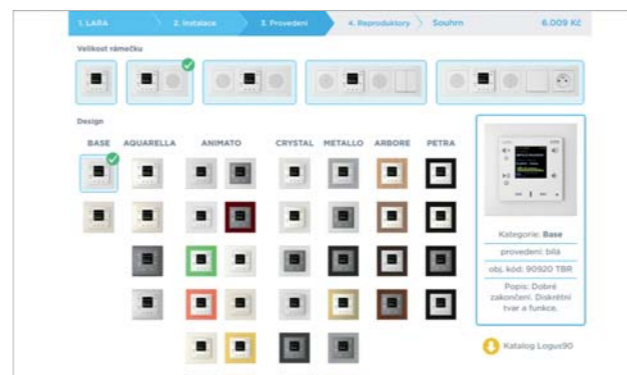
**1. LARA device type**



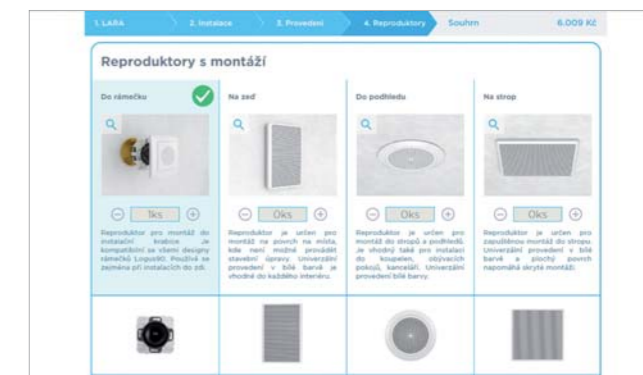
**2. Installation type**



**3. Design selection**



**4. Select speakers**




<b>Basic information</b> .....	8
- Design lines LOGUS <sup>90</sup>	
- Benefits of the MEC 21 Series Mechanisms	
- Ordering example	
<b>Control devices and Rockers / Cover plates</b> .....	12
- Switch	
- Pull-cord Push-button	
- Key Lock Push-button	
- Rocker Push-button	
- Rotary Switch	
- Push-button	
- Button	
- Blind push-button switch	
- Circuits Digital Time Switch	
- Motion Detector	
- Temperature Control	
- Dimmers	
<b>Sockets and Cover plates</b> .....	18
- Energy sockets	
- Schuko, EURO - USA	
- Data sockets	
- Multimedia socket, USB	
- Telephone socket	
- Radio, television and satellite sockets	
- RJ45 connectors	
<b>Accessories</b> .....	24
- Accessories	
- Accessory for controlling blinds	

<b>Other</b> .....	25
- Loudspeakers	
- Accessories	
- Complete devices (mechanism + cover plate + frame)	
<b>Frames, Back plate covers with Frame</b> .....	28
- BASE	
- AQUARELLA	
- ANIMATO	
- CRYSTAL	
- METALLO	
- ARBORE	
- PETRA	
- Frames - Dimensions	
<b>Technical data</b> .....	34
- Wiring Diagram	
- Technical Data	
<b>Waterproof 48 series</b> .....	45
- Switches and sockets with IP65 protection	
<b>LARA</b> .....	49
- LARA Radio, LARA Intercom	
- Intercom & Videophone	
- Installation	
- Accessories	
RFWB-20/G, RFWB-40/G .....	54
RFTC-50/G .....	55

LOGUS<sup>90</sup>**BASE**

Smart finish. Discrete shape of function.

Dimensions: 85.6 x 85.6 mm



BR - White

MF - Ivory

**AQUARELLA**

Distinct colors. Shades that characterize the space.

Dimensions: 85.6 x 85.6 mm



GE - Ice

PE - Pearl

AL - Aluminium

IS - Gray

PM - Black

DU - Gold

**ANIMATO**

Large selection of colors, modern design and pleasant price.

Dimensions: 94 x 94 mm



BB - White/White

MM - Ivory/  
Ivory

EE - Ice/Ice

PP - Pearl/Pearl

RG - Yellow/Ice

DG - Green/Ice

ZG - Blue/Ice



JG - Orange/Ice

VG - Red/Ice

TS - Brick/Gray

BS - Wine/Gray

AA - Aluminium/  
Aluminium

AS - Aluminium/Gray

SS - Gray/Gray



PG - Black/Ice

PA - Black/Aluminium

PS - Black/Gray

RR - Black/Black

UG - Gold/Ice

UU - Gold/Gold

**CRYSTAL**

Brightness and clarity. Shades that bring the shine of crystals into a honed experience.

Dimensions: 94 x 94 mm




CG - Cristal/Ice

CP - Cristal/Pearl

CA - Cristal/Aluminium

CS - Cristal/Gray



EC - Glass - black/Pearl

EG - Glass - black/Ice

EA - Glass - black/  
Aluminium

ES - Glass - black/Gray

EP - Glass - black/Black

**METALLO**

Distinct and modern feel. The refinement and brightness of metal enhance the value of the surroundings, and lend inspiration to great moments.

Dimensions: 94 x 94 mm



TP - Titanium/Pearl

IA - Inox/Aluminium

OP - Gold/Pearl

QS - Nickel/Gray

US - Aluminium/Gray

RS - Chrome/Gray

OU - Gold/Gold

**ARBORE**

Selection of natural materials. Warm shades of wood with their varying structures create a room full of happiness and sincere comfort.

Dimensions: 94 x 94 mm



FP - Beech Wood/Pearl


JP - Cherry Tree /  
Pearl

MS - Mahogany/Gray

NA - Walnut Tree/  
Aluminium**PETRA**

Selection of natural materials. Warm shades of wood with their varying structures create a room full of happiness and sincere comfort.

Dimensions: 94 x 94 mm

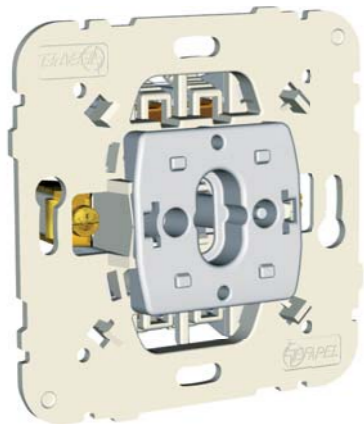


GG - Granite/Ice

GP - Granite/Pearl

GA - Granite/Aluminium

GS - Granite/Gray



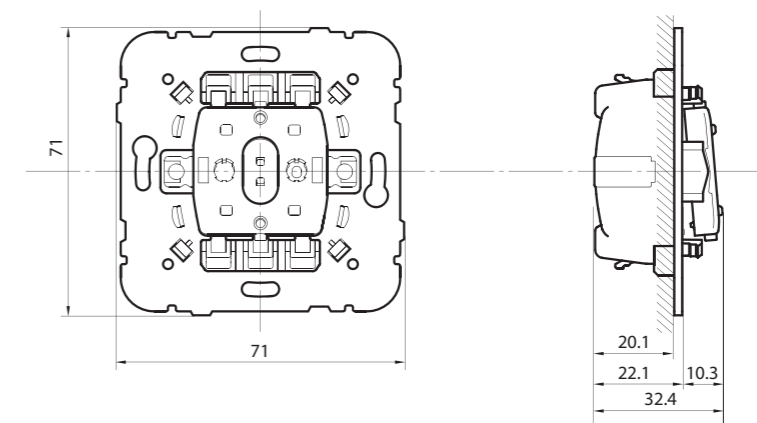
The MEC21 Series Mechanisms for the LOGUS<sup>90</sup> Design Series are made of a special alloy of non-combustible plastics that, due to their strength and elasticity, prevent destruction or damage to the body. The plastic design of the mechanism also ensures secure isolation from the conductive parts of the installation.

The mounting frame is an integral part of the device. The whole device is compact, lightweight and allows for easy and quick assembly without the use of tools.


With the "smart clips" on the front of the device, the frame and cover can be easily snapped on and off. It can be easily and quickly changed and adapted to the current colours of the walls of your interior.

10A - 250V~ - Screwless connection

16A / 20A - 250V~ - Connection with screw terminals



## Order example



## MECHANISM MEC21

oder code: 21 ...  
e.g.:  
21011 = Single Pole Switch  
21111 = Earth Socket

## FRAME

oder code: 909 ... T x x  
e.g.:  
90910 TBR = Single Frame, plastic/white  
90930 TCS = Triple Frame, cristal/gray

## ROCKER / COVER PLATE


oder code: 90 ... T x x  
e.g.:  
90601 TBR = kRocker for Switches, white  
90652 TAL = Safety Cover Plate for Earth Socke, aluminium

## COMPLETE PRODUCT


oder code: ...  
e.g.:  
21011, 90910 TBR, 90601 TBR  
Mechanism, Frame, Rocker /  
Cover Plate



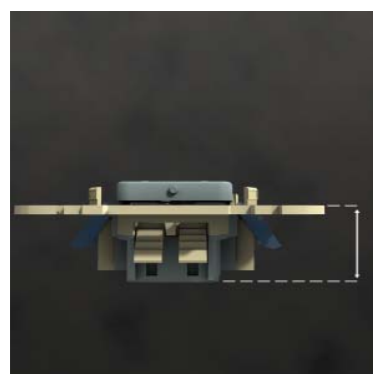
Quick Clips allow installation to adjust the frame on an uneven wall (two positions for the "snap" frame). Inequality walls will allow the deal and Floating Fingerboard.



Ability to test electrical functionality of your device without disassembly.



Shaped edge of the body mechanism to align the mounting multiple devices.




Depth 20 mm only allows mounting to instrumentation device / box.



Screwless terminals provide fast and quality connection without need of instrument usage. Double terminals on every pole provide multiple connection without need of extra terminals usage.



Ability to test electrical functionality of your device without disassembly.



The entire design series are available from 1 frame up to 4 frames.

The BASE and AQUARELLA series are available from 1 frame up to 5 frames.

Horizontal or vertical position of the frame is possible thanks to their symmetrical shape.

Device covers in red, orange, green for hospital environments.

Control devices		Order code	Box (Un)	Rockers / Cover plates		
				Order code	Color	Box (Un)
	Single Pole Switch 10 AX - 250 V~	21011	10		Rocker for Switches	90601 T BR MF GE PE AL IS PM DU 20 2
	Three Circuits Switch 16 AX - 250 V~	21088	10		Triple Rockers	90661 T BR MF GE PE AL IS PM DU 20 2
	Single Pole Switch with Orienting Light 10 AX - 250 V~	21012	10		Rocker for Lighted Switches	90602 T BR MF GE PE AL IS PM DU 20 2
	Single Pole Switch with Pilot Lamp 10 AX - 250 V~	21013	10		Rocker for Lighted Switches / Push-button with Lamp Symbol	90797 T BR MF GE PE AL IS PM DU 20
	Two-pole Switch 10 AX - 250 V~	21021	10		Rocker for Switches	90601 T BR MF GE PE AL IS PM DU 20 2
	Two-pole Switch with Pilot Lamp 10 AX - 250 V~	21023	10		Rocker for Two-pole Switch	90608 T BR MF GE PE AL IS PM DU 2
	Two-pole Switch with Pilot Lamp - 20A 20 A - 250 V~	21024	10		Rocker for Lighted Switches	90602 T BR MF GE PE AL IS PM DU 20 2
	Two-pole Switch with Pilot Lamp - 20A 20 A - 250 V~	21024	10		Rocker for Lighted Switches / Push-button with Lamp Symbol	90797 T BR MF GE PE AL IS PM DU 20 2
	Card-system Switch 10 AX - 250 V~ - For ATM card type (Ref. 21999).	21031	10		Cover Plate for Card-system Switch	90731 T BR MF GE PE AL IS PM DU 2
	Card-System Timer Switch 16 A - 100-240 V~	21033	1		Cover Plate for Card-System Timer Switch	90733 T BR MF GE PE AL IS PM DU 1

NEW

Legend: T - Rocker, Cover Plate or Frame. BR - White, MF - Ivory, GE - Ice, PE - Pearl, AL - Aluminium, IS - Gray, PM - Black, DU - Gold.  
Wiring diagrams can be found on 32 to 43.

Control devices		Order code	Box (Un)	Rockers / Cover plates		
				Order code	Color	Box (Un)
	Electronic Very Low Tension 4-Gang Push-button 12 V - 50 mA / 32 V - 18 mA	21164	10		Quadruple Rocker	90600 T BR MF GE PE AL IS PM DU 2
	Intermediate Switch 10 AX - 250 V~	21051	10		Rocker for Switches	90601 T BR MF GE PE AL IS PM DU 20 2
	Intermediate Switch with Orienting Light 10 AX - 250 V~	21052	10		Rocker for Lighted Switches	90602 T BR MF GE PE AL IS PM DU 20 2
	Two Circuits Switch 10 AX - 250 V~	21061	10		Double Rockers	90611 T BR MF GE PE AL IS PM DU 20 2
	Two circuit switch 5 20 A - 250 V	21065	10			
	Two-way Switch 10 AX - 250 V~	21071	10		Rocker for Switches	90601 T BR MF GE PE AL IS PM DU 20 2
	Two-way Switch - 20A 20 A - 250 V~	21075	10			
	Two-way Switch with Orienting Light 10 AX - 250 V~	21072	10		Rocker for Switches	90601 T BR MF GE PE AL IS PM DU 20 2
	Two-way Switch with Pilot Lamp 10 AX - 250 V~	21073	10		Rocker for Lighted Switches	90602 T BR MF GE PE AL IS PM DU 20 2
	Pull-cord Push-button 10 A - 250 V~	21091	10		Cover Plate for Pull-cord Push-button / Two-way Switch The pull-cord is part of the cover plate and connects to the device with a plastic end, length 65 cm.	90741 T BR MF GE PE AL IS PM DU 2
	Pull-cord Two-way Switch 10 AX - 250 V~	21092	10			

Legend: T - Rocker, Cover Plate or Frame. BR - White, MF - Ivory, GE - Ice, PE - Pearl, AL - Aluminium, IS - Gray, PM - Black, DU - Gold.  
Wiring diagrams can be found on pages 32 to 43.

Control devices		Order code	Box (Un)	Rockers / Cover plates			
				Order code	Color	Box (Un)	
	Double Two-way Switch 10 AX - 250 V~	21101	10		Double Rockers	90611 T BR MF GE PE AL IS PM DU 20 2	
	Double Two-way Switch - 20 A 20 A - 250 V~	21103	10				
	Rocker Push-button (NO+NC) 10 A - 250 V~	21150	10		Rocker for Switches	90601 T BR MF GE PE AL IS PM DU 20 2	
	Rocker Push-button 10 A - 250 V~				Rocker for Switches with Lock Symbol		90604 T BR MF GE PE AL IS PM DU 2
					Rocker for Switches with Bell Symbol		90605 T BR MF GE PE AL IS PM DU 2
	Rocker Push-button with Orienting Light - 250 V~ 10 A - 250 V~	21152	10		Rocker for Switches with Maid Symbol	90606 T BR MF GE PE AL IS PM DU 2	
	Rocker Push-button with Independent Pilot Lamp 10 A - 250 V~				Rocker for Switches with Lamp Symbol		90607 T BR MF GE PE AL IS PM DU 2
	Rocker Push-button with Orienting Light - 12 V 6 A - 12 V	21153	10		Rocker for Lighted Switches	90602 T BR MF GE PE AL IS PM DU 20 2	
					Rocker for Lighted Switches / Push-button with Lock Symbol		90794 T BR MF GE PE AL IS PM DU 2
					Rocker for Lighted Switches / Push-button with Bell Symbol		90795 T BR MF GE PE AL IS PM DU 2
		21162	10		Rocker for Lighted Switches / Push-button with Maid Symbol	90796 T BR MF GE PE AL IS PM DU 2	
					Rocker for Lighted Switches / Push-button with Lamp Symbol		90797 T BR MF GE PE AL IS PM DU 2





Legend: T - Rocker, Cover Plate or Frame. BR - White, MF - Ivory, GE - Ice, PE - Pearl, AL - Aluminium, IS - Gray, PM - Black, DU - Gold. Wiring diagrams can be found on pages 32 to 43.

Control devices		Order code	Box (Un)	Rockers / Cover plates		
				Order code	Color	Box (Un)
	Rocker Push-button with Identification - 250 V~ 10 A - 250 V~	21155	10		Rocker for Switches with Identification Card	90603 T BR MF GE PE AL IS PM DU 2
	Rocker Push-button with Identification - 12 V 6 A - 12 V	21165	10		Rocker for Switches with Identification Card	90603 T BR MF GE PE AL IS PM DU 2
	Double Push-button (2NO+2NC) 10 A - 250 V~	21154	10			
	Double Push-button 10 A - 250 V~				Double Rockers	90611 T BR MF GE PE AL IS PM DU 20 2
	Rocker Push-button / Two-way Switch 10 A - 250 V~	21159	10			
	Venetian Double Push-button 10 A - 250 V~	21281	10			
	Blind push-button switch, turned contacts 10 A - 250 V			21282	10	
	Venetian Double Push- button for multiple points Blinds Control 10 A - 250 V~	21283	10			
	Venetian Switch 10 A - 250 V~	21290	10		Rockers for Venetian Switch	90613 T BR MF GE PE AL IS PM DU 20 2
	Venetian Switch with Mechanical Blockage 10 A - 250 V~			21291	10	





Legend: T - Rocker, Cover Plate or Frame. BR - White, MF - Ivory, GE - Ice, PE - Pearl, AL - Aluminium, IS - Gray, PM - Black, DU - Gold. Wiring diagrams can be found on 32 to 43.












Control devices		Rockers / Cover plates				
	Order code	Box (Un)		Order code	Color	Box (Un)
 Rotary Two-way Switch - 16 A 16 AX - 250 V~ - ON - OFF - ON.	21301	10		90761 T	BR MF GE PE AL IS PM DU	2
 Rotary Switch - 16 A 16 AX - 250 V~	21302	10		90762 T	BR MF GE PE AL IS PM DU	2
 Rotary Push-button - 16 A 16 A - 250 V~ - ON - OFF - ON.	21303	10		90761 T	BR MF GE PE AL IS PM DU	2
 Key Lock Push-button 10 A - 250 V~ - ON - OFF - ON. - It allows to remove the key in OFF position.	21351	10		90351 T	BR MF GE PE AL IS PM DU	1
 Key Lock Two-way Switch 10 AX - 250 V~ - ON - OFF - ON. - It allows to remove the key in 3 positions.	21352	10		90351 T	BR MF GE PE AL IS PM DU	1
 Timer Switch 16 A - 100-240 V~	21040	1		90745 T	BR MF GE PE AL IS PM DU	1
 Buzzer 230 V~ - 50 Hz - D type. - 5/15 sec.	21990	10		90710 T	BR MF GE PE AL IS PM DU	2

Motion Detector		Rockers / Cover plates				
	Order code	Box (Un)		Order code	Color	Box (Un)
 Motion Detector - 1000 W - Rated voltage: 100-240 V~ - 50/60 Hz - Sensibility regulation. - Range of detection: 8 meters. - Detection angle: 160°. - Inverter contact (NO+NC), voltage free.	21401	10		90401 T	BR MF GE PE AL IS PM DU	1
 Motion Detector - 400 W - Rated voltage: 100-240 V~ - 50/60 Hz - Sensibility regulation. - Range of detection: 8 meters. - Detection angle: 160°. - Inverter contact (NO+NC), voltage free.	21402	10		90401 T	BR MF GE PE AL IS PM DU	1

Legend: T - Rocker, Cover Plate or Frame. BR - White, MF - Ivory, GE - Ice, PE - Pearl, AL - Aluminium, IS - Gray, PM - Black, DU - Gold.  
Wiring diagrams can be found on pages 32 to 43.

Motion Detector		Rockers / Cover plates				
	Order code	Box (Un)		Order code	Color	Box (Un)
 <b>NEW</b> Motion Detector - Wall Installation 1000 W - Power: 100-240 V~ - 50/60 Hz; - Compatible with any kind of load - Possibility of two external inputs: ON/AUTO and Timed.	21403	10		90403 T	BR MF GE PE AL IS PM DU	1
 <b>NEW</b> Motion Detector - Wall Installation 400 W - Power: 100-240 V~ - 50/60 Hz; - Compatible with any kind of load - Possibility of two external inputs: ON/AUTO and Timed.	21404	10		90403 T	BR MF GE PE AL IS PM DU	1

Temperature Control		Rockers / Cover plates				
	Order code	Box (Un)		Order code	Color	Box (Un)
 <b>NEW</b> Rotary Thermostat - Power: 100-240 V~ - 50/60 Hz; - Maximum load: 16 A (3680W, cosφ =1); - Compatible with any kind of load - Systems Control: Heating and/or Cooling; - Temperature settings: 5°C to 30°C; - Possibility of connecting the TC-03	21234	1		90746 T	BR MF GE PE AL IS PM DU	1
 Programmable Chronothermostat - Rated voltage: 230 V~ - 50 Hz. - Breaking capacity: 16 A. - Inverter contact (NO+NC), voltage free. - Range of temperature readings: -9°C to 35°C. - Optimized for electric or heating. - Possibility of connecting the Floor Temperature Sensor (Ref. 81950), with automatic self detection. Replace for 21230	21235	1		90748 T	BR MF GE PE AL IS PM DU	1
 Thermostat with Infrared Remote Control - Rated voltage: 230 V~ - 50 Hz. - Breaking capacity: 16 A. - Inverter contact (NO+NC), voltage free. - Range of temperature readings: -9°C to 35°C. - Optimized for electric or heating. Replace for 21231	21236	1		90749 T	BR MF GE PE AL IS PM DU	1
 Thermo sensor TC-3 for a simple programmable thermostat with infrared control - Length: 3 m - Range: 0 to 70 °C - IP67	TC-3	1				

Speed Controller		Rockers / Cover plates				
	Order code	Box (Un)		Order code	Color	Box (Un)
 Speed Controller for Induction Motors - 600 VA - 25 - 600 VA.	21219	1		90721 T	BR MF GE PE AL IS PM DU	1

Legend: T - Rocker, Cover Plate or Frame. BR - White, MF - Ivory, GE - Ice, PE - Pearl, AL - Aluminium, IS - Gray, PM - Black, DU - Gold.  
Wiring diagrams can be found on pages 32 to 43.



Dimmers		Order code		Box (Un)	Rockers / Cover plates		
					Order code	Color	Box (Un)
	RLC Dimmer Press Switch 100-240 V~	21218	1		90747 T	BR MF GE PE AL IS PM DU	1
	Dimmer for Fluorescent Lamps with Electronic Ballast EVG 1-10 V - IMax - 40 mA. - Silent.	21210	1				
	Ferromagnetic Dimmer/ Two-way Switch - 500 VA R, L - 20 - 500 W/VA.	21211	1				
	Electronic Dimmer/Two-way Switch - 320 W R, C - 5 - 320 W. - Silent.	21212	1				
	Electronic Dimmer/Two-way Switch - 550 W R, C - 20 - 550 W/VA. - Silent.	21213	1		90721 T	BR MF GE PE AL IS PM DU	1
	Dimmer/Two-way Switch for Energy Saving Lamps - 110 VA R, L - 7 - 110 W/VA. - 3 - 35 W LED's.	21214	1				
	Electronic Dimmer/Two-way Switch for Low Power Lamps - 150 W R, C - 15 - 150 W/VA. - 3 - 50 W LED's. - Silent.	21215	1				

See page 42 for the maximum load on dimmers.

Energy sockets		Order code		Box (Un)	Rockers / Cover plates (In the LOGUS <sup>90</sup> Medical Design - LR VD VM)		
					Order code	Color	Box (Un)
	Earth Socket (French Type) with Screwless Terminals 16 A - 250 V~	21110	10		90652 T	BR MF LR VD VM GE PE AL IS PM DU	20 2
	Earth Socket (French Type) 16 A - 250 V~	21111	10		90654 T	BR MF GE PE AL IS PM DU	20 2
	2P Socket 16 A - 250 V~	21121	10		90621 T	BR MF GE PE AL IS PM DU	20 2
					90622 T	BR MF GE PE AL IS PM DU	20 2

Legend: T - Rocker, Cover Plate or Frame. BR - White, MF - Ivory, GE - Ice, PE - Pearl, AL - Aluminium, IS - Gray, PM - Black, DU - Gold, LR - Orange, VD - Green VM - Red  
Wiring diagrams can be found on pages 32 to 43.






Energy sockets		Order code		Box (Un)	Rockers / Cover plates (In the LOGUS <sup>90</sup> Medical Design - LR VD VM)		
					Order code	Color	Box (Un)
	Earth Socket (Schuko Type) with Screwless Terminals 16 A - 250 V~	21130	10		90631 T	BR MF LR VD VM GE PE AL IS PM DU	20 2
					90632 T	BR MF LR VD VM GE PE AL IS PM DU	20 2
					90634 T	BR MF GE PE AL IS PM DU	20 2
	Double Earth Socket (French Type) 16 A - 250 V~	21470	10		90656 T	BR MF LR VD VM GE PE AL IS	2
	Earth Socket (Schuko Type) 16 A - 250 V~	21131	10		90631 T	BR MF LR VD VM GE PE AL IS PM DU	20 2
					90632 T	BR MF LR VD VM GE PE AL IS PM DU	20 2
					90634 T	BR MF GE PE AL IS PM DU	20 2
	Earth Socket (Euro-USA Type) 15 A - 127 V~ / 16 A - 250 V~	21140	10		90841 T	BR MF LR VD VM GE PE AL IS PM DU	20 2
					90842 T	BR MF LR VD VM GE PE AL IS PM DU	20 2
	Earth Socket (USA NEMA Type) 15 A - 127 V~	21143	10		90843 T	BR MF LR VD VM GE PE AL IS PM DU	20 2











Legend: T - Rocker, Cover Plate or Frame. BR - White, MF - Ivory, GE - Ice, PE - Pearl, AL - Aluminium, IS - Gray, PM - Black, DU - Gold, LR - Orange, VD - Green VM - Red

Other Mechanisms		Rockers / Cover plates				
	Order code	Box (Un)		Order code	Color	Box (Un)
 Cable Outlet - Three Terminals - 3x2,5 mm <sup>2</sup> - 250 V~.	21173	10		90671 T	BR MF GE PE AL IS PM DU	20 2
 Cable Outlet - Four Terminals - 4x2,5 mm <sup>2</sup> - 250 V~.	21174	10				
 Pilot Light - Max. 5 W (E14) 250 V~. - To be used with Lamp (Ref.81012)	21360	10	  Small E14 - 5W Lamp Order code 81012	90781 T	IC LR VD VM	2
 <b>NEW</b> White Orientation Light - Two lighting levels: L1 - 0,2 W; L2 - 0,4 W - 230 V ~ - 50/60 Hz	21388	10		90782 T	BR MF GE PE AL IS PM DU	20 2
 <b>NEW</b> White Orientation Light with battery - Two operating functions - Two lighting levels: L1 - 0,2 W; L2 - 0,4 W - 230 V ~ - 50/60 Hz	21389	10				
 Support for Blind Cover Plate	21222	10		90677 T	BR MF GE PE AL IS PM DU	10 2
 Screw Terminal Loudspeaker Socket See page 41 for wire connection	21220	4		90713 T	BR MF GE PE AL IS PM DU	4 2
 PODA-275 Module of overvoltage protection SPD type 3	6058	1				

USB sockets		Rockers / Cover plates				
	Order code	Box (Un)		Order code	Color	Box (Un)
 <b>NEW</b> Double USB Charger Type A with Output at 20° - Voltage: 100-240 V~. - Frequency: 50-60 Hz. - Output voltage: 5 V. - Output current: 2.4 A. - Two USB type A outlets.	21384	1		90673 T	BR MF GE PE AL IS DU PM	1

Legend: T - Rocker, Cover Plate or Frame. BR - White, MF - Ivory, GE - Ice, PE - Pearl, AL - Aluminium, IS - Gray, PM - Black, DU - Gold.  
IC - illuminated, transparent; LR - illuminated, orange; VD - illuminated, green; VM - illuminated, red  
Wiring diagrams can be found on pages 32 to 43. Rear view: [www.elkoep.com/sockets](http://www.elkoep.com/sockets).




Telephone socket		Rockers / Cover plates					
	Order code	Color	Box (Un)	Order code	Color	Box (Un)	
 Telephone Socket (4 conductors) 50V / 70V ~	21252 S*	BR MF CZ AT	10		90712 T	BR MF GE PE AL IS PM DU	20 2
 Telephone socket 6 contacts	21253 S*	BR MF CZ AT	10				
 T8 French Telephone Socket 8 contacts	21411	-	10		90718 T	BR MF GE PE AL IS PM DU	20 2

Radio, television and satellite sockets		Rockers / Cover plates					
	Order code	Color	Box (Un)	Order code	Color	Box (Un)	
<b>Series connection</b>  R - TV - SAT Socket (Terminal Type) - series connection - 4 - 2400 MHz: < 5dB. - Current flow - 500mA (DC).	21555		10		90775 T	BR MF GE PE AL IS PM DU	10 5
 R - TV - SAT Socket (Crossover Type) - 4 - 2400 MHz: < 9dB. - Current flow - 500mA (DC). - Insertion losses: 2dB.	21565		10				
 R - TV Socket (Terminal Type) - 4 - 82 MHz: < 5dB. - 84 - 108 MHz: < 6dB. - 112 - 1000 MHz: < 5dB.	21554		10		90776 T	BR MF GE PE AL IS PM DU	10 5
 R - TV Socket (Crossover Type) - 4 - 1000 MHz: < 9dB. - Insertion losses: 2dB.	21564		10				
<b>Star connection</b>  R - TV Socket Star Connection - star connection - 4 - 82 MHz: < 1dB. - 84 - 108 MHz: < 2dB. - 112 - 1000 MHz: < 1dB.	21533 Replace for 21530		10		90776 T	BR MF GE PE AL IS PM DU	10 5
 R - TV - SAT Socket Star Connection - 4 - 862 MHz: < 1dB. - 950 - 2400 MHz: < 3dB. - Current ow - 500mA (DC).	21543		10		90775 T	BR MF GE PE AL IS PM DU	10 5

Legend: T - Rocker, Cover Plate or Frame. BR - White, MF - Ivory, GE - Ice, PE - Pearl, AL - Aluminium, IS - Gray, PM - Black, DU - Gold.  
Wiring diagrams can be found on pages 32 to 43. Rear view: [www.elkoep.com/sockets](http://www.elkoep.com/sockets).









Multimedia socket		Rockers / Cover plates					
Star connection	Order code	Box (Un)	Order code	Color	Box (Un)		
 <p>R - TV - SAT - RJ45 Cat. 6 UTP - FO SC-APC Multimedia Socket for Star Connection - 4 - 862 MHz: &lt; 2dB. - 950 - 2400 MHz: &lt; 3dB. - Current flow - 500mA (DC).</p>	21545	10	 <p>Cover Plate for R - TV - SAT - RJ45 / R - TV - SAT - RJ45 - FO Multimedia Sockets</p>	90770 T	BR MF GE PE AL IS PM DU	10 5	
 <p>R - TV - SAT - RJ45 Cat. 6 UTP Multimedia Socket for Star Connection - To be used with a SC APC Simplex or LC Duplex Fibre Optic Connector - 4 - 862 MHz: &lt; 2dB. - 950 - 2400 MHz: &lt; 3dB. - Current flow - 500mA (DC).</p>	21544	10					
 <p>R - TV - SAT - 2xRJ45 Cat. 6 UTP Multimedia Socket for Star Connection - 4 - 862 MHz: &lt; 2dB. - 950 - 2400 MHz: &lt; 3dB. - Current flow - 500mA (DC).</p>	21546	10		 <p>Cover Plate for R - TV - SAT - 2xRJ45 Multimedia Socket</p>	90773 T	BR MF GE PE AL IS PM DU	10 5
 <p>R - TV - RJ45 Cat. 6 UTP - FO SC-APC Multimedia Socket for Star Connection - 4 - 82 MHz: &lt; 1dB. - 84 - 108 MHz: &lt; 2dB. - 112 - 1000 MHz: &lt; 1dB.</p>	21535	10		 <p>Cover Plate for R - TV - RJ45 / R - TV - RJ45 - FO Multimedia Sockets</p>	90774 T	BR MF GE PE AL IS PM DU	10 5
 <p>R - TV - RJ45 Cat. 6 UTP Multimedia Socket for Star Connection - 4 - 82 MHz: &lt; 1dB. - 84 - 108 MHz: &lt; 2dB. - 112 - 1000 MHz: &lt; 1dB.</p>	21534	10					

Rear view: [www.elkoep.com/multimedia](http://www.elkoep.com/multimedia)

Couplers for fibre optic connectors		Rockers / Cover plates					
 <p>Coupler for SC APC Duplex Fibre Optic Connector</p>	82211	10	 <p>Cover Plate for Coupler for SC APC Duplex Fibre Optic Connector</p>	90448 S	BR MF GE PE AL IS PM DU	10	
 <p>Coupler for SC APC Simplex Fibre Optic Connector</p>	82210	10		 <p>Cover Plate for Coupler for SC APC Simplex / LC Duplex Fibre Optic Connector</p>	90449 S	BR MF GE PE AL IS PM DU	10
 <p>Coupler for LC Duplex Fibre Optic Connector</p>	82213	10					















Legend: S - Semi-assembled; T - Rocker, Cover Plate or Frame. BR - White, MF - Ivory, GE - Ice, PE - Pearl, AL - Aluminium, IS - Gray, PM - Black, DU - Gold. Wiring diagrams can be found on pages 32 to 43.

Data sockets		Rockers / Cover plates				
	Order code	Box (Un)	Order code	Color	Box (Un)	
 <p>RJ45 Cat. 5e UTP Socket (Supplied with connector)</p>	21453	10	 <p>Cover Plate for Single RJ45 Computer Sockets</p>	90751 T	BR MF GE PE AL IS PM DU	20 2
 <p>RJ45 Cat. 6 UTP Socket (Supplied with connector)</p>	21455	10				
 <p>RJ45 Cat. 5e STP Socket (Supplied with connector)</p>	21443	10				
 <p>RJ45 Cat. 6 STP Socket (Supplied with connector)</p>	21445	10				

RJ45 connectors		Rockers / Cover plates				
 <p>RJ45 Cat. 5e UTP Connector (100 MHz)</p>	21975	5	 <p>Cover Ring with Double Support for RJ45 Connectors</p>	90442 S	BR MF GE PE AL IS PM DU	20 2
 <p>RJ45 Cat. 6 UTP Connector (250 MHz)</p>	21978	5				
 <p>RJ45 Cat. 5e STP Connector (100 MHz)</p>	21985	5				
 <p>RJ45 Cat. 6 STP Connector (250 MHz)</p>	21988	5				
 <p>Double RJ45 Cat. 5e UTP Connector (1 input / 2 outputs)</p>	21980	5				
 <p>Telephone Plug - 6 Positions with 4 Contacts (Plug 6x4)</p>	82025	50				
 <p>Telephone Plug - 6 Positions with 6 Contacts (Plug 6x6)</p>	82026	50				

Legend: S - Semi-assembled; A - Accessories. T - Rocker, Cover Plate or Frame; BR - White, MF - Ivory, GE - Ice, PE - Pearl, AL - Aluminium, IS - Gray, PM - Black, DU - Gold.

Accessories

	Order code	Color	Box (Un)		Order code	Box (Un)
 QUADRO 45 Series Surface Mounting Box - To be used only with Single Frames in the QUADRO 45 Series. 85 x 85 x 40 mm	10976 A	BR MF GE PE AL IS DU PM	10	 Relay for Blinds Control - Rated voltage: 230V~ – 50Hz. - Breaking capacity: 6A. - Not temporized. - Connect locally to Venetian Double Push-button (Ref. 21283) - For the centralized command of the installation, connect remotely to a Venetian Double Push-button (Ref. 21283) • See Technical Data Sheet - page 40	81511	1
 Double Surface Mounting Box Accessories for mounting flush mounting devices 85 x 160 x 40 mm	10994 A	BR MF GE PE AL IS DU PM	5	 Automatic Relay for Blinds Control - Rated voltage: 230V~ – 50Hz. - Breaking capacity: 6A. - Temporized. - Connect to the Double Push-buttons and to the Venetian Double Push-buttons. • See Technical Data Sheet - page 39	81512	1
 Triple Surface Mounting Box Accessories for mounting flush mounting devices 85 x 230 x 40 mm	10995 A	BR MF GE PE AL IS DU PM	1	 Cover for Mechanisms Protection 70 x 73 x 12 mm	21971	40
 Waterproof Frame IP44	90961 T	BR MF GE PE AL IS PM DU	1	 IP44 Kit for MEC 21 Mechanisms - Single Rocker	21981	1
 Level and Mounting Accessory for MEC 21 Mechanism 78 x 150 x 15 mm	21989	-	20	 IP44 Kit for MEC 21 Mechanisms - Double Rockers	21982	1
 21470 Universal Cover Ring / Adapter for 45x45 Modules 72 x 72 x 13 mm	90881 T	BR MF VM GE PE AL IS PM DU	2	 Replacement LED for MEC 21 / 48 Series - 12V	81018	10
 Card for Card-system Switch 70 x 54 x 1.5 mm	21999	-	5 2	 Replacement LED for MEC 21 / 48 Series - 250V~	81019	10


Legend: T - Rocker, Cover Plate or Frame. Dimensions: H x W x D.  
BR - White, MF - Ivory, GE - Ice, PE - Pearl, AL - Aluminium, IS - Gray, VM - Red, PM - Black, DU - Gold.

Flush Mounting Loudspeakers of 2"


Cover Plates

	Order code	Box (Un)		Order code	Color	Box (Un)
 Loudspeaker of 2" - 32 Ohm	21581	1	 Cover Plate for Loudspeaker of 2" - 32 Ohm	90710 T	BR MF GE PE AL IS	2 1


Flush Mounting Loudspeakers of 5"

 Loudspeaker of 5" - 32 Ohm for Ceiling Mounting - Mounting Ø diameter: 145 mm - External dimensions: Ø 180 mm - Maximum power: 30W. - Frequency response: 70 - 15000Hz.	75023 C	BR MF	1
Loudspeaker of 5" - 16 Ohm for Ceiling Mounting - Mounting Ø diameter: 145 mm - External dimensions: Ø 180 mm - Maximum power: : 30W. - Frequency response: 70 - 15000Hz.	75022 C	BR MF	1
Loudspeaker of 5" - 8 Ohm for Ceiling Mounting - Mounting Ø diameter: 145 mm - External dimensions: Ø 180 mm - Maximum power: 30W. - Frequency response: 70 - 15000Hz.	75021 C	BR MF	1

Surface Mounting Loudspeakers of 5"

 Surface Mounting Flat 2-Way Loudspeaker of 5" - 32 Ohm - External dimensions (mm): 274 x 185 x 36,5. - Maximum power: 15W. - Frequency response: 80 - 19000Hz.	75106 C	BR	1
Surface Mounting Flat 2-Way Loudspeaker of 5" - 16 Ohm - External dimensions (mm): 274 x 185 x 36,5. - Maximum power: 15W. - Frequency response: 80 - 19000Hz.	75105 C	BR	1
Surface Mounting Flat 2-Way Loudspeaker of 5" - 8 Ohm - External dimensions (mm): 274 x 185 x 36,5. - Maximum power: 15W. - Frequency response: 80 - 19000Hz.	75104 C	BR	1

Flush Mounting Loudspeakers of 6,5"

 Squared Grid 2-Way Loudspeaker of 6,5" - 32 Ohm - External dimensions (mm): 220 x 220 x 93. - Maximum power: 60W. - Frequency response: 60 - 20000Hz.	75083 C	BR MF	1
Squared Grid 2-Way Loudspeaker of 6,5" - 16 Ohm - External dimensions (mm): 220 x 220 x 93. - Maximum power: 60W. - Frequency response: 60 - 20000Hz.	75082 C	BR MF	1
Squared Grid 2-Way Loudspeaker of 6,5" - 8 Ohm - External dimensions (mm): 220 x 220 x 93. - Maximum power: 60W. - Frequency response: 60 - 20000Hz.	75081 C	BR MF	1

PARAMETER	UNIT	MODEL			
		2"	5"	6.5"	5"
TYPE	Inches	2"	5"	6.5"	5"
INSTALLATION	-	Flush Mounting	Flush Mounting / in ceiling		Surface Mounting
IMPEDANCE	Ohm	32	32 / 16 / 8	32 / 16 / 8	32 / 16 / 8
MAXIMUM POWER	W	10	30	60	15
FREQUENCY RESPONSE	Hz	450 - 5000	70 - 15000	60 - 20000	80 - 19000

Legend: T - Rocker, Cover Plate or Frame. C - Complete devices. Dimensions: H x W x D. BR - White; MF - Ivory; GE - Ice ; PE - Pearl; AL - Aluminium; IS - Gray.  
Dimensions: H x W x D.

## Power supplies



Power Supply 15V<math>< >30W</math> for DIN Rail Mounting  
 - Input: 110/250V~ - 50/60Hz.  
 - Output: 15V<math>< >30W</math>.  
 - Capacity to supply 10 Stereo Sound Control Units or 20 Mono Sound Control Units.  
 - Size: 4,5 DIN Modules.

Order code	Color	Box (Un)
75052	-	1



Power Supply 15V<math>< >12W</math> for Installation in Hollow Ceilings  
 - Input: 110/250V~ - 50Hz.  
 - Output: 15V<math>< >12W</math>.  
 - Capacity to supply 4 Stereo Sound Control Units or 8 Mono Sound Control Units.  
 - Possible to mount on the Flush Mounting Deep Ceiling Box for Loudspeaker of 5" and Stereo/Mono Amplifier (Ref. 75984).

Order code	Color	Box (Un)
75053	-	1

## Accessories



Flush Mounting Ceiling Box for Loudspeaker of 5"  
 - External dimensions (mm):  $\varnothing$  165, P=64.

Order code	Color	Box (Un)
75983	-	10



Flush Mounting Deep Ceiling Box for Loudspeaker of 5" and Stereo/Mono Amplifier  
 - External dimensions (mm):  $\varnothing$  165, P=92.

Order code	Color	Box (Un)
75984	-	10



Pre-installation Lid for Loudspeaker of 5"  
 - External dimensions (mm):  $\varnothing$  173.  
 - To be used with Boxes Ref. 75983 and Ref. 75984.

Order code	Color	Box (Un)
75999 A	BR	2



Flush Mounting Box for Squared Grid 2-Way Loudspeakers  
 - External dimensions (H x W x D): 227.8 x 227.8 x 119 mm.

Order code	Color	Box (Un)
75986	-	-

## Complete devices



Monoblock Earth Socket (Schuko Type)  
 16A - 250V~

Order code	Color	Box (Un)
90135 C	BR MF GE PE AL IS PM DU	10



Monoblock Safety Earth Socket (Schuko Type), with safety diaphragm  
 16A - 250V~

Order code	Color	Box (Un)
90138 C	BR MF GE PE AL IS PM DU	10



Monoblock Safety Earth Socket (Schuko Type) with safety diaphragm  
 16A - 250V~

Order code	Color	Box (Un)
90139 C	BR MF GE PE AL IS PM DU	10



Earth Socket (British Type) with Switch and Pilot Lamp  
 13A - 250V~

Order code	Color	Box (Un)
90183 C	BR MF GE PE AL IS PM DU	10



Earth Socket (British Type)  
 13A - 250V~

Order code	Color	Box (Un)
90184 C	BR MF GE PE AL IS PM DU	10



Double Earth Socket (British Type) with Switch and Pilot Lamp  
 13A - 250V~

Order code	Color	Box (Un)
90343 C	BR MF GE PE AL IS PM DU	5



Double Earth Socket (British Type)  
 13A - 250V~

Order code	Color	Box (Un)
90344 C	BR MF GE PE AL IS PM DU	5



Monoblock Double Earth Socket (Schuko Type)  
 16A - 250V~

Order code	Color	Box (Un)
90331 C	BR MF GE PE AL IS PM DU	10



Monoblock Double Safety Earth Socket (Schuko Type)  
 16A - 250V~












Order code	Color	Box (Un)
90332 C	BR MF GE PE AL IS PM DU	10



Electronic Dimmer/Two-way Switch - 320W R, C  
 - 5-320W.  
 - Silent.


Order code	Color	Box (Un)
90212 C	BR MF GE PE AL IS PM DU	1

Frames - BASE series

	Order code	Color	Box (Un)
	90910 T	BR MF	20
	90920 T	BR MF	10
	90930 T	BR MF	10
	90940 T	BR MF	2
	90950 T	BR MF	2
	90902 T	BR MF GE PE AL IS PM DU	20
	90903 T	BR MF GE PE AL IS PM DU	20
	90904 T	BR MF GE PE AL IS PM DU	20
	90905 T	BR MF	20
	90906 T	BR MF	2
	90907 T	BR MF	2





Legend: T - Rocker, Cover Plate or Frame. BR - White; MF - Ivory; GE - Ice; PE - Pearl; AL - Aluminium; IS - Gray, PM - Black, DU - Gold.

Frames - AQUARELLA series

	Order code	Color	Box (Un)
	90910 T	GE PE AL IS PM DU	2
	90920 T	GE PE AL IS PM DU	2
	90930 T	GE PE AL IS PM DU	2
	90940 T	GE PE AL IS PM DU	2
	90950 T	GE PE AL IS PM DU	2





Legend: T - Rocker, Cover Plate or Frame. GE - Ice, PE - Pearl, AL - Aluminium, IS - Gray, PM - Black, DU - Gold.

Frames - ANIMATO series

	Order code	Color	Box (Un)
	90910 T	BB EE MM PP RG TS DG BS ZG AA JG AS VG SS PS PG RR PA UG UU	2
	90920 T	BB EE MM PP RG TS DG BS ZG AA JG AS VG SS PS PG RR PA UG UU	2
	90930 T	BB EE MM PP RG TS DG BS ZG AA JG AS VG SS PS PG RR PA UG UU	2
	90940 T	BB EE MM PP RG TS DG BS ZG AA JG AS VG SS PS PG RR PA UG UU	2





Legend: T - Rocker, Cover Plate or Frame.  
BB - White/White, EE - Ice/Ice, MM - Ivory/Ivory, PP - Pearl/Pearl, RG - Yellow/Ice, TS - Brick/Gray, DG - Green/Ice,  
BS - Wine/Gray, ZG - Blue/Ice, AA - Aluminium/Aluminium, JG - Orange/Ice, AS - Aluminium/Gray, VG - Red/Ice, SS - Gray/Gray,  
PS - Black/Gray, PG - Black/Ice, RR - Black/Black, PA - Black/Aluminium, UG - Gold/Ice, UU - Gold/Gold.

Frames - CRYSTAL series

		Order code	Color	Box (Un)
	Single Frame	90910 T/ 90910 E	CG CP CA CS/ EC EG EA ES EP	1
	Double Frame	90920 T/ 90920 E	CG CP CA CS/ EC EG EA ES EP	1
	Triple Frame	90930 T/ 90930 E	CG CP CA CS/ EC EG EA ES EP	1
	Four-Gang Frame	90940 T/ 90940 E	CG CP CA CS/ EC EG EA ES EP	1


Legend: T/E - Rocker, Cover Plate or Frame. CG - Cristal/Ice; CP - Cristal/Pearl; CA - Cristal/Aluminium; CS - Cristal/Gray; EC - Glass-black/Pearl; EG - Glass-black/Ice; EA - Glass-black/Aluminium; ES - Glass-black/Gray; EP - Glass-black/Black.

Frames - METALLO series

		Order code	Color	Box (Un)
	Single Frame	90910 T	TP IA OP QS US RS UU	1
	Double Frame	90920 T	TP IA OP QS US RS UU	1
	Triple Frame	90930 T	TP IA OP QS US RS UU	1
	Four-Gang Frame	90940 T	TP IA OP QS US RS UU	1





Legend: T - Rocker, Cover Plate or Frame. TP - Titanium/Pearl; IA- Inox/Aluminium; OP- Gold/Pearl; QS - Nickel/Gray; US - Aluminium/Gray; RS - Chrome/Gray; UU - Gold/Gold.

Frames - ARBORE series

		Order code	Color	Box (Un)
	Single Frame	90910 T	FP JP MS NA	1
	Double Frame	90920 T	FP JP MS NA	1
	Triple Frame	90930 T	FP JP MS NA	1
	Four-Gang Frame	90940 C	FP JP MS NA	1

Legend: T - Rocker, Cover Plate or Frame. FP - Beach Wood/Pearl, JP - Cherry Tree /Pearl, MS - Mahogany/Gray, NA - Walnut Tree/Aluminium.

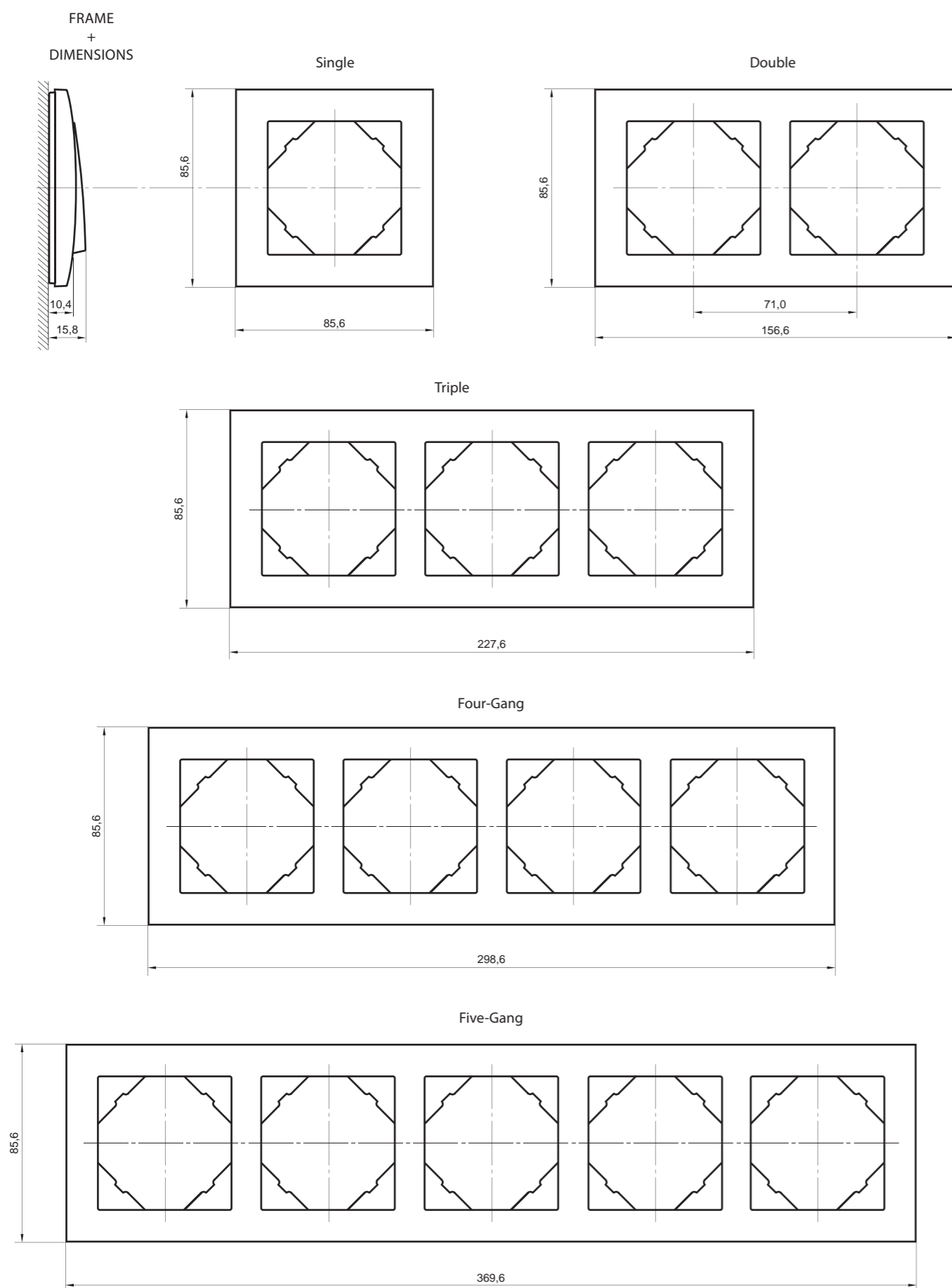
Frames - PETRA series

		Order code	Color	Box (Un)
	Single Frame	90910 T	GG GP GA GS	1
	Double Frame	90920 T	GG GP GA GS	1
	Triple Frame	90930 T	GG GP GA GS	1
	Four-Gang Frame	90940 C	GG GP GA GS	1

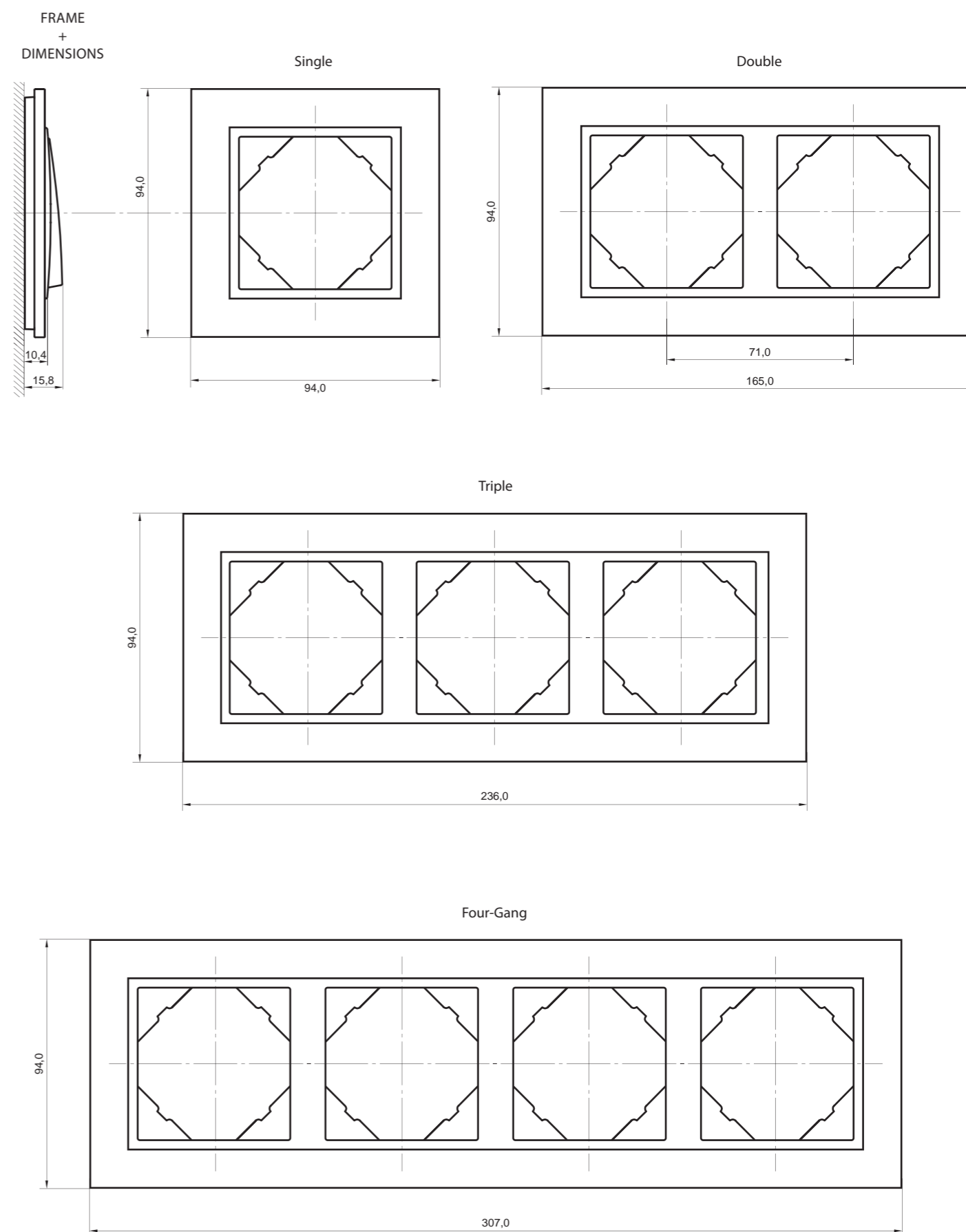
Legend: T - Rocker, Cover Plate or Frame. GG - Granite/Ice; GP - Granite/Pearl; GA - Granite/Aluminium; GS - Granite/Gray.



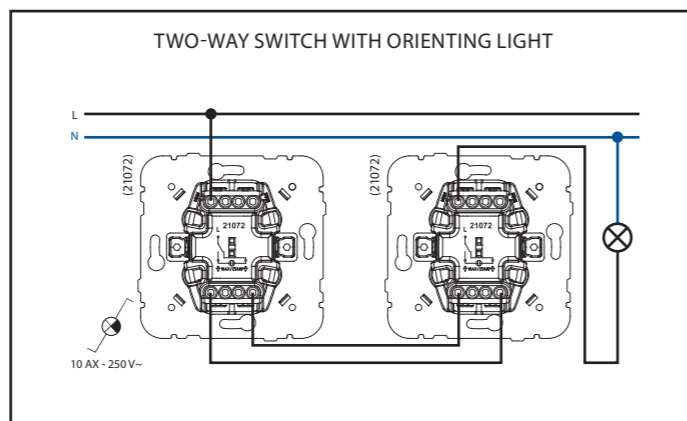
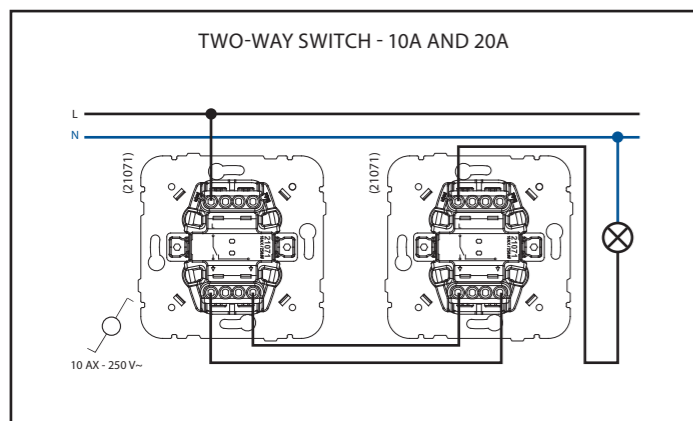
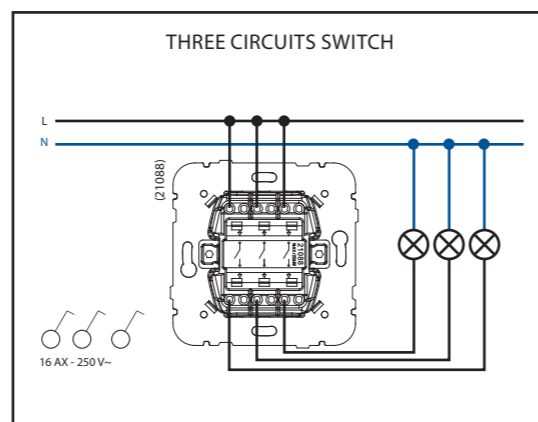
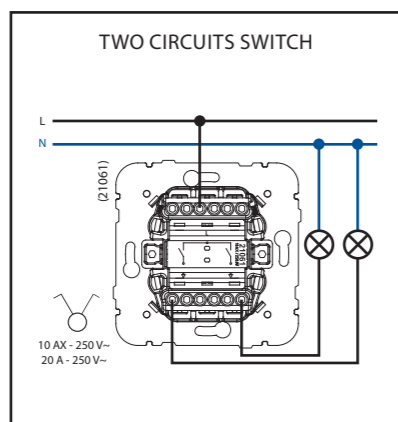
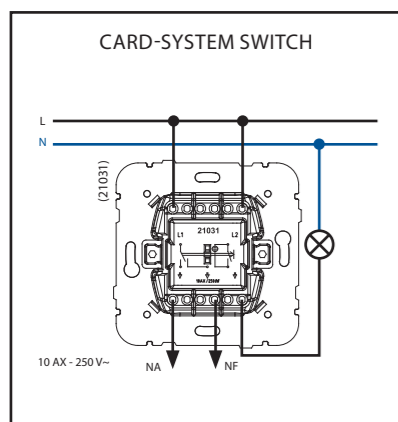
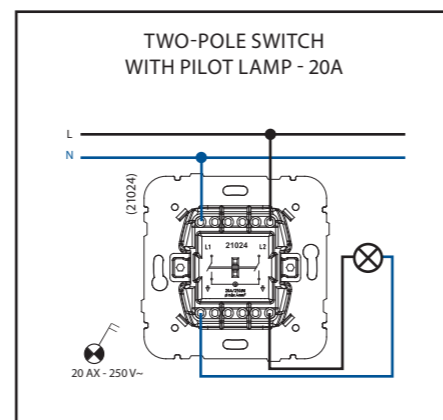
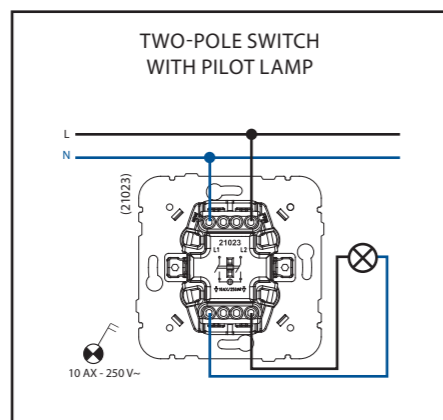
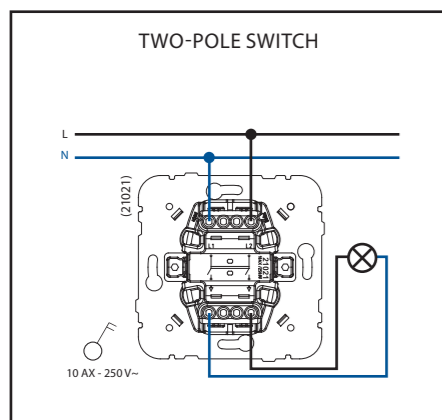
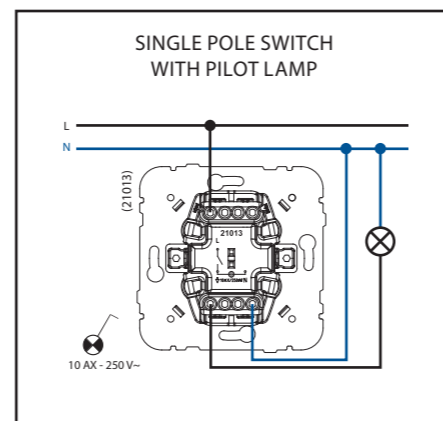
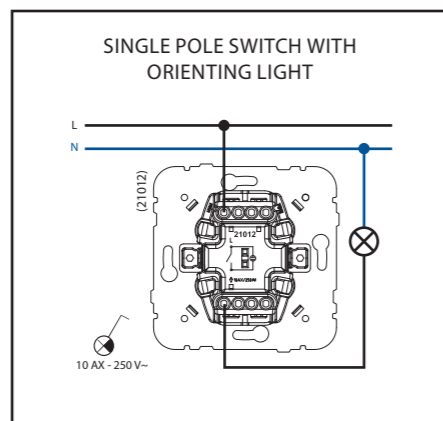
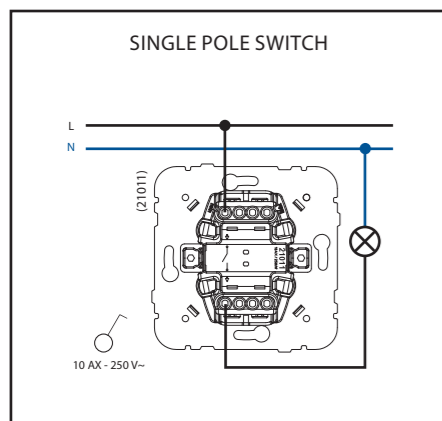
## Frames - Dimensions (mm) - BASE and AQUARELLA



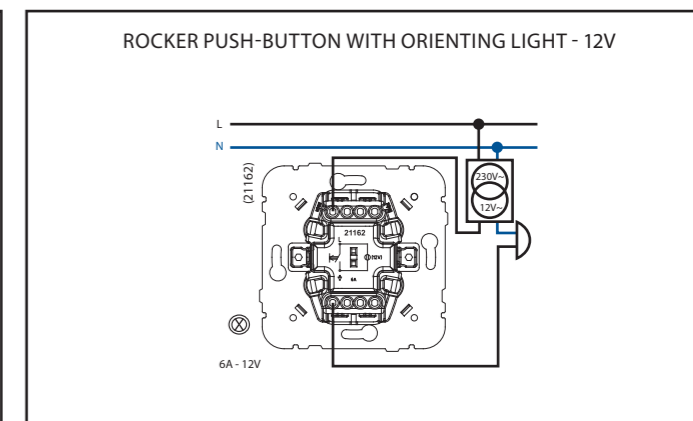
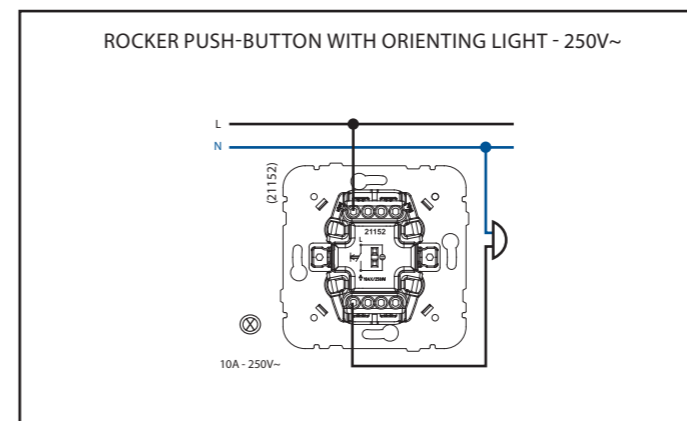
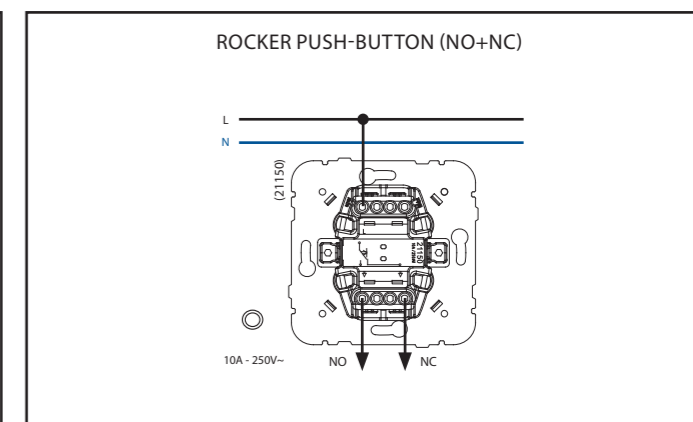
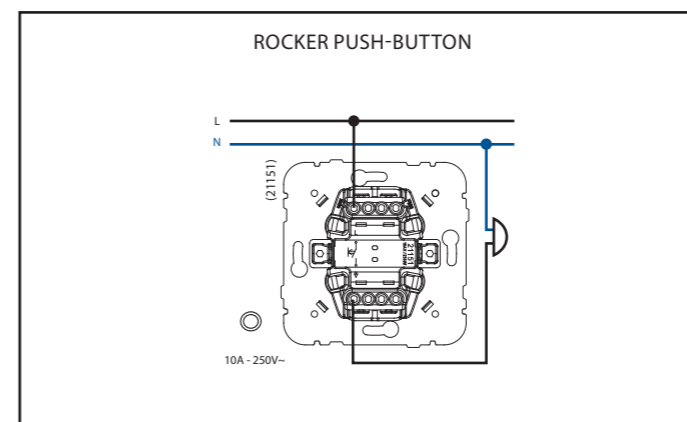
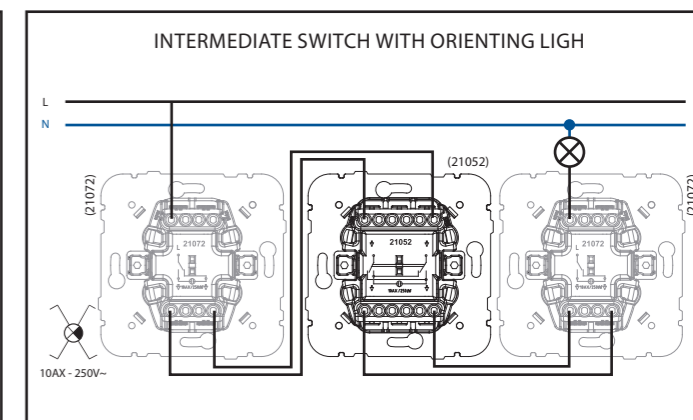
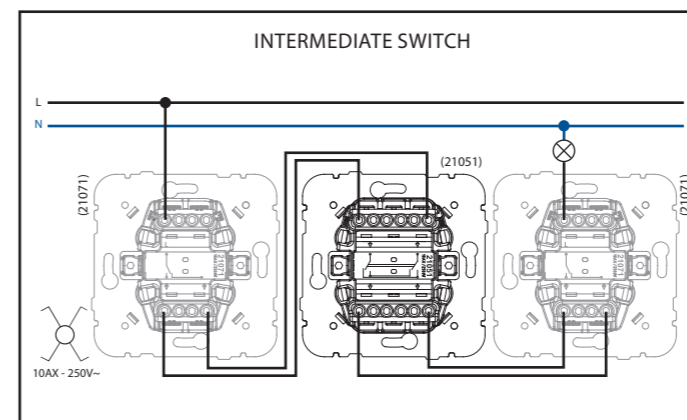
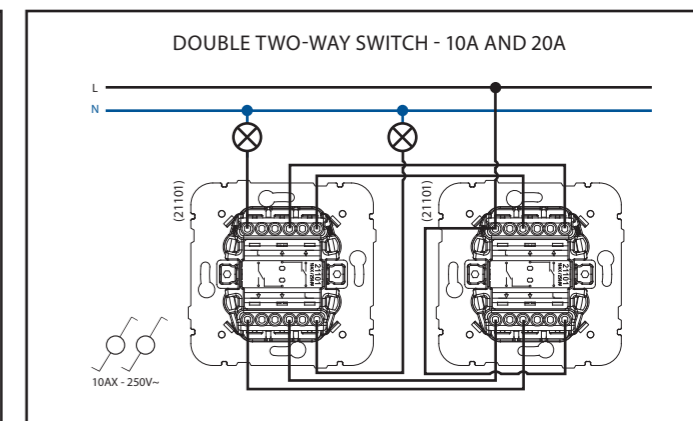
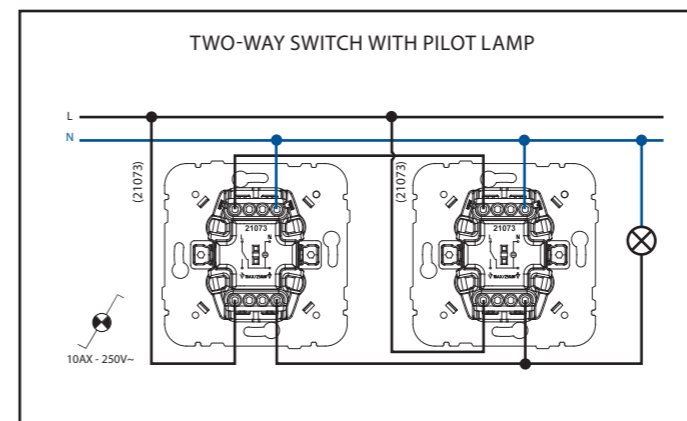
## Frames - Dimensions (mm) - ANIMATO, CRYSTAL, METALLO, ARBORE and PETRA



Devices designed for the LOGUS<sup>90</sup> design line

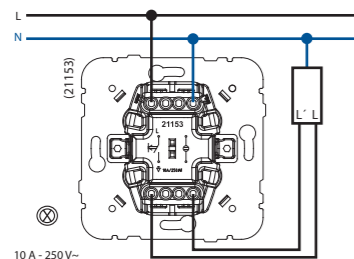


Devices designed for the LOGUS<sup>90</sup> design line

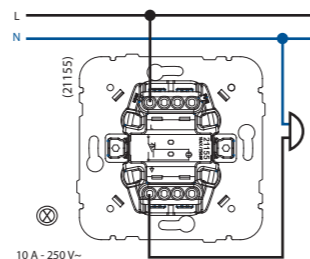


Devices designed for the LOGUS<sup>90</sup> design line

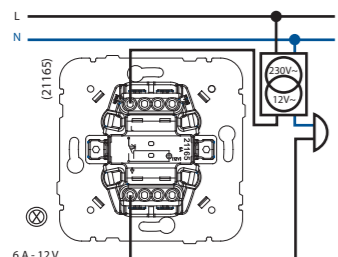
ROCKER PUSH-BUTTON WITH INDEPENDENT PILOT LAMP



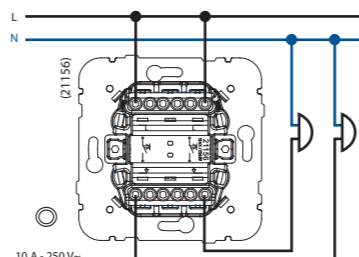
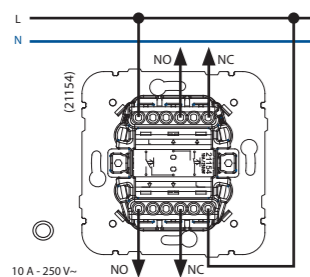
ROCKER PUSH-BUTTON WITH IDENTIFICATION 250V~



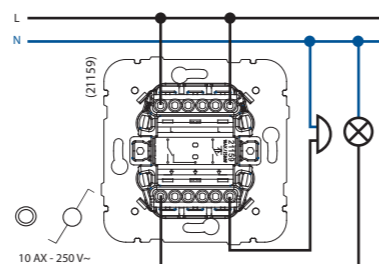
ROCKER PUSH-BUTTON WITH IDENTIFICATION 12V



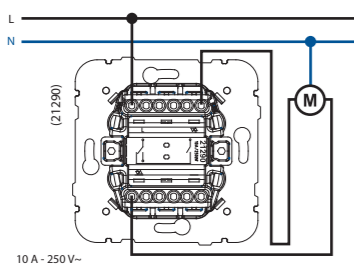
DOUBLE PUSH-BUTTON

DOUBLE PUSH-BUTTON  
(2NO+2NC)

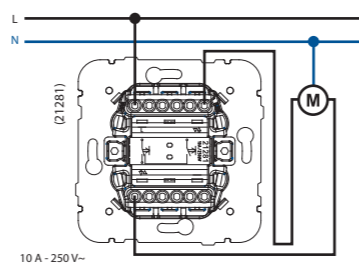
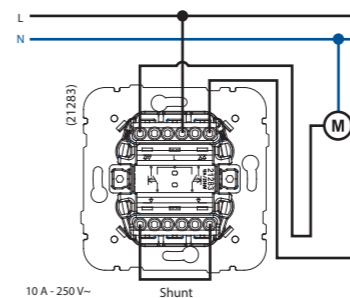
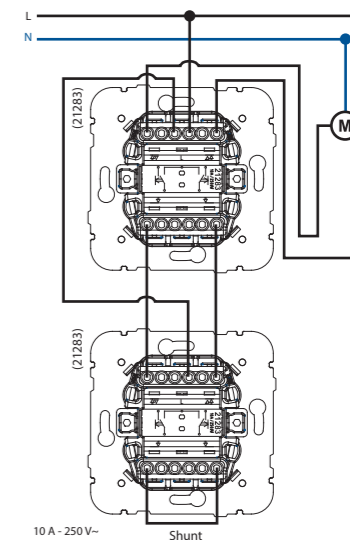
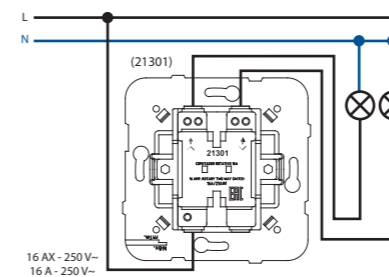
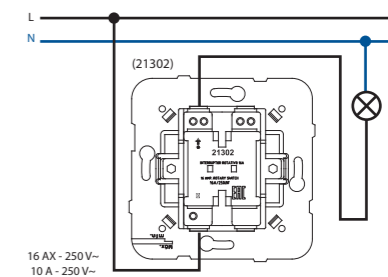
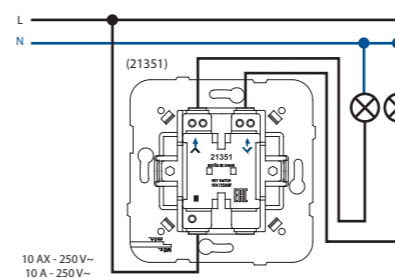
ROCKER PUSH-BUTTON / TWO-WAY SWITCH



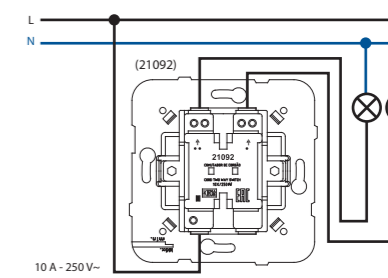
VENETIAN SWITCH WITH MECHANICAL BLOCKAGE



VENETIAN DOUBLE PUSH-BUTTON

Devices designed for the LOGUS<sup>90</sup> design lineVENETIAN DOUBLE PUSH-BUTTON FOR  
MULTIPLE POINTS BLINDS CONTROL  
(Control for 1 point)VENETIAN DOUBLE PUSH-BUTTON FOR  
MULTIPLE POINTS BLINDS CONTROL  
(Control from 2 or several points)ROTARY TWO-WAY SWITCH - 16A  
ROTARY PUSH-BUTTONROTARY SWITCH - 16A  
PULL-CORD PUSH-BUTTONKEY LOCK TWO-WAY SWITCH  
KEY LOCK PUSH-BUTTON

PULL-CORD TWO-WAY SWITCH

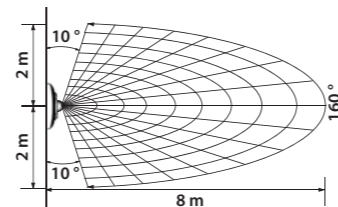


## Motion detector (NO+NC)



Motion Detector - 1000W (Order code 21401/45401 S)  
Motion Detector - 400W (Order code 21402/45402 S)

Controls the connection of electrical circuits according to the detection of motion and surrounding luminosity.  
Compatible with any electrical load.  
Wall mounting.



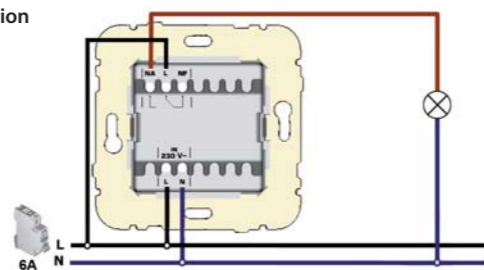
Technical parameters	Order code 21401/45401 S	Order code 21402/45402 S
Voltage range:	230 V~ - 50/60 Hz	
Consumption:	1 W	
Max. Light load:	1000 W	400 W
Sensitivity regulation:	√	
Operating time regulation:	5 sek. to 5 min.	
Range of detection:	8 m	
Detection angle:	160°	
Outputs:	NO / NC	

NB: NO - normally open; NC - normally closed.

## • Operatin

1. Remove the cover of the mechanism to reach the adjustments potentiometers.
2. Proceed to make the necessary adjustments.

## • Connection



## Dimmer



Electronic Dimmer/Two-way Switch  
- 320W R, C (Order code 21212)

Allows to adjust the luminous flux of one or more lamps.

Technical parameters	Order code 21212
Maximum load:	320 W
Minimum load:	5 W
Two-way function	√
Switches:	√
Minimum intensity setting:	*
Fuse:	—
Bulbs:	√
Halogen lamps, 230 V ~:	√
Halogen lamps with ferromagnetic transformer:	—
Halogen lamps with electronic transformer:	√

Note: \* - automatic setting

## • Settings

Turn the potentiometer to adjust the intensity of the lamp or group of luminaires.


By pressing the button, the switch switches to the two-way dimmer function.

Check voltage on the bottom edge.

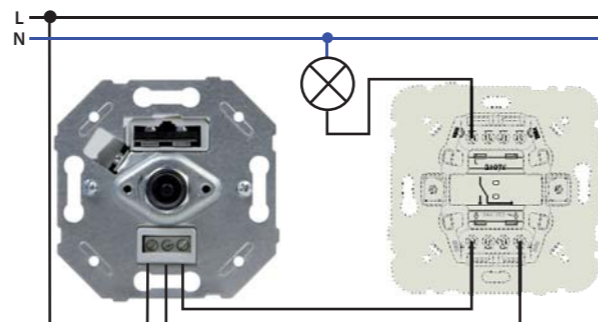
(Order code 21212)

## • Connection

Electronic Dimmer/Two-way Switch



Two-way dimmer



## Multi-functional Chronothermostat



## Multi-functional Chronothermostat

It allows to control manually or automatically the heating/cooling system in accordance with a daily/weekly programming and with preprogrammed temperatures.  
Automatic winter/summer time change.  
Possibility of programming a period of inactivity (holidays).

Technical parameters	21235
Power:	100-240V~, 50/60 Hz
Maximum load:	16A cos φ = 1
Backlight consumption ON:	<350 mW
Backlight consumption OFF:	<100 mW
Temperature reading range:	-9 °C to 35°C
Temp. monitoring accuracy:	0.5 °C
Operating Temperature:	-10 to 45°C

## • Characteristics

Control systems: Heating and/or Cooling.  
Possibility of connecting to the External Sensor.  
Temperature reading: Internal Sensor or External Sensor or both.  
Possibility of maximum of 7 periods/programs per day.  
Key lock.

## Multi-functional Thermostat



## Multi-functional Thermostat

Allows to control the heating or cooling system in accordance with the required temperature.  
Possibility of connecting the Floor Temperature Sensor, with automatic self detection.  
Possibility to be controlled by the Infrared Remote Control Transmitter.

Technical parameters	21236
Power:	100-240V~, 50/60 Hz
Maximum load:	16A cos φ = 1
Backlight consumption ON:	<350 mW
Backlight consumption OFF:	<100 mW
Temperature reading range:	-9 °C .. 35°C
Temp. monitoring accuracy:	0.5 °C
Operating Temperature:	-10 .. 45°C

## • Characteristics

Control systems: Heating and/or Cooling.  
Possibility of connecting to the External Sensor.  
Temperature reading: Internal Sensor or External Sensor or both.  
Can be remotely controlled via an IR transmitter.  
Timer up to 6h.  
Key lock.

## Electrical Blinds Control



## Automatic Relay for Blinds Control (Order code 81512)

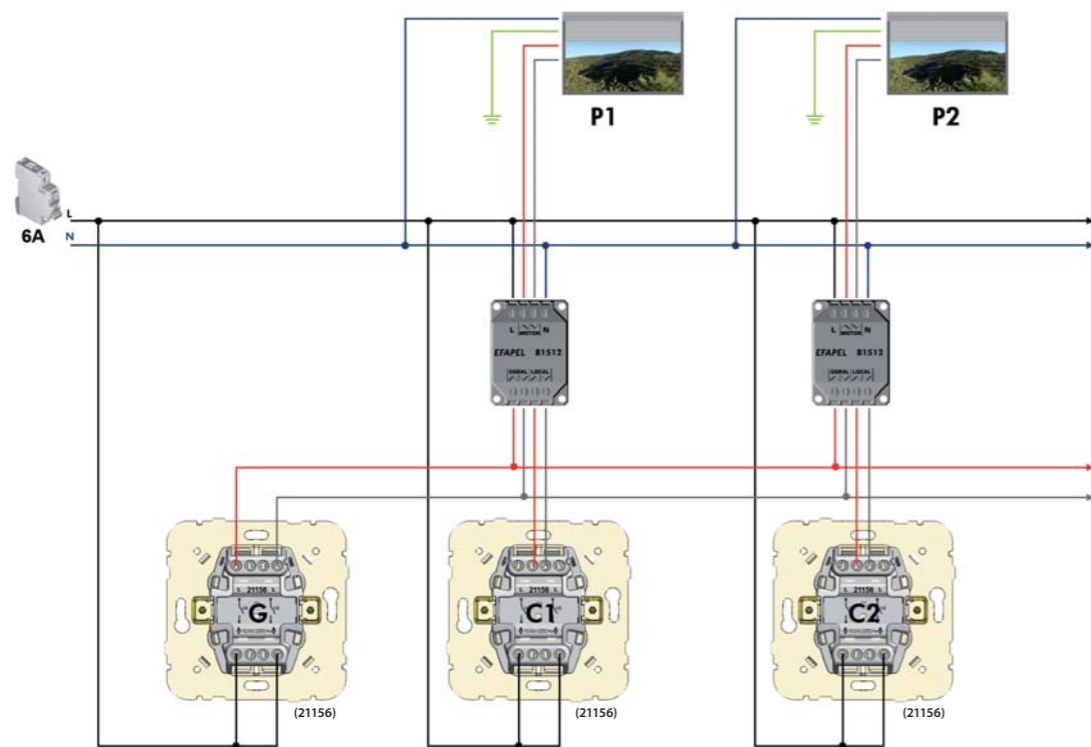
Allows to control the individual and general control of a set of blinds.

Can be installed into a standard wall box, in the derivation boxes near the blinds or in deep wall boxes and behind the wiring devices installed in the same box.

Technical parameters	Order code 81512
Voltage range:	230 V / 50 Hz
Consumption:	1 W
Load capacity:	6 A (1380 W, $\cos \varphi=1$ )
Opening and closing time:	90 s
Electrical blockage:	√
Dimensions (H x W x D):	48 x 36.3 x 24 mm

## • Wiring Diagram

Blinds Centralized Installation - with Automatic relays for blinds control (Ref. 81512)



P1, P2 – blinds  
G (21156) - main module  
C1, C2.. (21156) - local module

Note: The protection against two simultaneous orders of open or close applied in the same device or different devices, is guaranteed by the software of the relay.

## • Automatic Relay for Blinds Control (Ref. 81512)

Terminal

- ▼ Output for motor - Down
- ▲ Output for motor - Up
- L Phase
- N Neutral
- ▼ Signal input for central control - Down
- ▲ Signal input for central control - Up
- ▼ Signal input for local control - Down
- ▲ Signal input for local control - Up



## Electrical Blinds Control



## Relay for Blinds Control (Order code 81511)

Allows the individual and general control of a set of blinds.

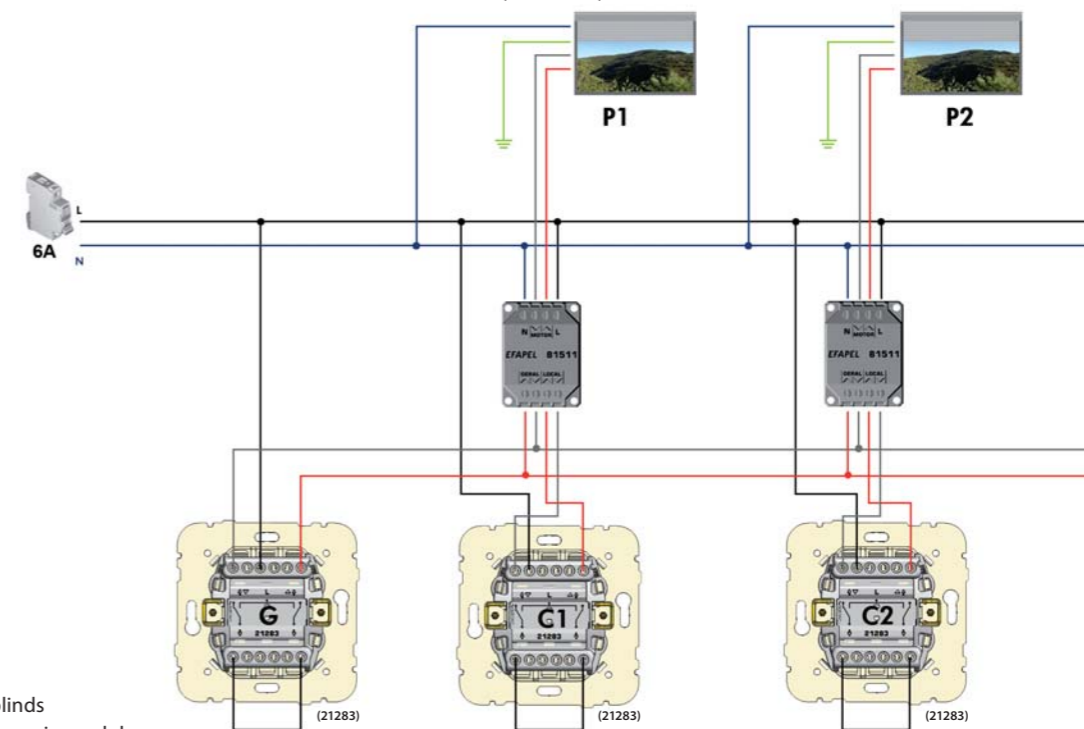
Can be installed into a standard wall box, in the derivation boxes near the blinds or in deep wall boxes and behind the wiring devices installed in the same box.

Technical parameters	Order code 81511
Voltage range:	230 V / 50 Hz
Consumption:	1 W
Load capacity:	6 A (1380 W, $\cos \varphi = 1$ )
Opening and closing time:	90 s
Electrical blockage:	x*
Dimensions (H x W x D):	48 x 36.3 x 24 mm

\* Electrical blockage: with the Relay for Blinds Control, the electrical blockage (protection against two simultaneous orders) is guaranteed by the association of the Relay for Blinds Control with the Venetian Double Push-button for Multiple Points Blinds Control (Ref. 21283 / 45283 S).

## • Wiring Diagram

Blinds Centralized Installation - with RELAYS for BLINDS CONTROL (Ref. 81511)



P1, P2 – blinds  
G (21283) - main module  
C1, C2.. (21283) - local module

Notes: The protection against two simultaneous opening and close orders in the same device or different devices is guaranteed by the combination of the mechanism (Ref. 21283 / 45283 S) and the relay (Ref. 81511). For this reason, this relay works only with the mentioned mechanism.

## • Functions (Order code 81511)

Terminal

- ▼ Output for motor - Down
- ▲ Output for motor - Up
- L Phase
- N Neutral
- ▼ Signal input for central control - Down
- ▲ Signal input for central control - Up
- ▼ Signal input for local control - Down
- ▲ Signal input for local control - Up



Dimmer



MEC 21 Mechanisms:  
 - Finishings - LOGUS<sup>®</sup> | sirius70 | APOLO 5000.  
 Allows to adjust the luminous flux of one or more lamps.

- **Function**
- rotary variation of luminous flux.
- Press button for ON / OFF switching status.

• Maximum Recommended Loads

230V~ 50 Hz	Type	Fuse	Min.							
				Max.	Max.	Max.	Max.	Max.		Max.
Prep. 21210	-	F0.8A/250V~	-	-	-	-	-	-	40 mA	-
Prep. 21211		T2A/250V~	20 W/VA	500 W	500 W	500 VA	-	-	-	-
Prep. 21212		-	5 W/VA	320 W	320 W	-	320 VA	-	-	-
Prep. 21213		-	20 W/VA	550 W	550 W	-	550 VA	-	-	-
Prep. 21214		T1A/250V~	7 W/VA 3 W (LED)	110 W	110 W	110 VA	-	110 W	35 W	-
Prep. 21215		-	15 W/VA 3 W (LED)	150 W	150 W	-	150 VA	150 W	50 W	-
Prep. 21216		T2A/250V ~	20 W/VA 3 W (LED)	250 W	250 W	250 VA	-	250 W	85 W	-
Prep. 21217		-	15 W/VA 5 W (LED)	450 W	450 W	-	450 VA	450 W	150 W	-
Prep. 21219		F2.5A/250V~	20 W/VA	600 W	600 W	-	-	-	-	600 VA

USB Charger

Screw Terminal Loudspeaker Socket



MEC 21 Serie

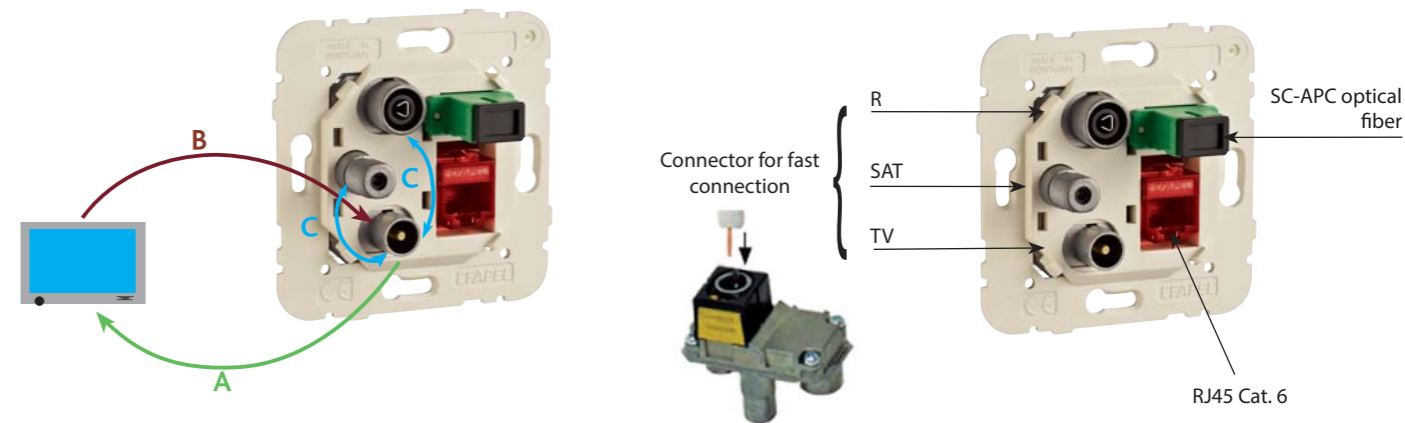
USB Socket - 2100 mA - allows you to charge portable devices via a USB socket (mobile phones, smartphones, tablets, powerbanks, MP3, MP4, etc.).



**Order code 21220** (replacement 21221)  
 The exposed wire end can be pulled into the screw terminal or a standard banana plug can be used.

Technical parameters	Order code 21384
Voltage / Frequency:	100~240 V / AC 50~60 Hz
Output voltage:	5 V
Maximum Output Power:	2.4 A
Efficiency:	80 %
Standby power consumption:	< 0.1 W
Output:	2x USB A type

Multimedia Sockets | Radio, Television and Satellite sockets



- A** Derivation Losses
- B** Return Losses
- C** Isolation between Outputs

Sockets Typ

Typology		Order code	RADIO	TV	SAT	FO SC-APC	RJ45 Cat. 6
STAR CONNECTION		Multimedia 21545					
		Multimedia 21544				-	
		Multimedia 21546				-	
		Multimedia 21535			-		
		Multimedia 21534			-	-	
		R - TV - SAT 21543				-	-
R - TV 21533			-	-	-		
SERIES CONNECTION		R - TV - SAT 21555				-	-
		R - TV 21554			-	-	-
		R - TV - SAT 21565				-	-
		R - TV 21564			-	-	-

Multimedia Sockets | Radio, Television and Satellite sockets

R - TV - SAT SOCKETS (Impedance of 75 Ohm)

LINEAL	Outputs		Derivation Losses (dB)										Insertion Losses dB	Insulation between Outputs dB	Return Losses dB	DC Current Passage mA (DC)	
	Connector/Outputs	RETURN	BI	Sub Band	FM	S. Low	BIII /DAB	S. High Hyper	UHF	SAT							
		4-47 MHz	47-68 MHz	68-80 MHz	84-108 MHz	112-174 MHz	174-230 MHz	230-446 MHz	470-862 MHz	950-2150 MHz	2150-2400 MHz						
STAR 21543 21544 21545 21546 45543 S	IEC MALE	TV	<1	<1	<1	<1	<1	<1	<1	<1	<1	--	--	--	>20	>18	--
	IEC FEMALE	R	<20	<20	<20	<20	<20	<20	<20	<20	--	--					
	F FEMALE	SAT	--	--	--	--	--	--	--	<3	<3	(SAT-IN) 500mA					
TERMI-NAL 21555 45555 S NQ 2b	IEC MALE	TV	5 <sup>±1</sup>	5 <sup>±1</sup>	5 <sup>±1</sup>	5 <sup>±1</sup>	5 <sup>±1</sup>	5 <sup>±1</sup>	5 <sup>±1</sup>	5 <sup>±1</sup>	--	--	--	>12	>18	--	
	IEC FEMALE	R	<20	<20	<20	<20	<20	<20	<20	<20	--	--					
	F FEMALE	SAT	--	--	--	--	--	--	--	5 <sup>±1</sup>	5 <sup>±1</sup>	(SAT-IN) 500mA					
CROSSO-VER 21565 45565 S NQ 2b	IEC MALE	TV	9 <sup>±1</sup>	9 <sup>±1</sup>	9 <sup>±1</sup>	9 <sup>±1</sup>	9 <sup>±1</sup>	9 <sup>±1</sup>	9 <sup>±1</sup>	9 <sup>±1</sup>	--	--	<3	>12	>18	--	
	IEC FEMALE	R	18 <sup>±1</sup>	18 <sup>±1</sup>	18 <sup>±1</sup>	18 <sup>±1</sup>	18 <sup>±1</sup>	18 <sup>±1</sup>	18 <sup>±1</sup>	--	--						
	F FEMALE	SAT	--	--	--	--	--	--	--	9 <sup>±1</sup>	9 <sup>±1</sup>	(SAT-IN) 500mA					

R - TV SOCKETS (Impedance of 75 Ohm)

EQUALIZED	Outputs		Derivační ztráty (dB)										Insertion Losses dB	Insulation between Outputs dB	Return Losses dB
	Connector/Outputs	RETURN	BI	Sub Band	FM	S. Low	BIII /DAB	S. High Hyper	UHF	SAT					
		4-47 MHz	47-68 MHz	68-80 MHz	84-108 MHz	112-174 MHz	174-230 MHz	230-446 MHz	470-862 MHz	950-2150 MHz	2150-2400 MHz				
STAR 21533 21534 21535 45533 S NQ 2a	IEC MALE	TV	<1	<1	<1	--	<1	<1	<1	<1	--	--	--	>20	--
	IEC FEMALE	R	--	--	--	2 <sup>±0.3</sup>	--	--	--	--	--	--			
TERMI-NAL 21554 45554 S NQ 2a	IEC MALE	TV	5 <sup>±1</sup>	5 <sup>±1</sup>	5 <sup>±1</sup>	--	5 <sup>±1</sup>	5 <sup>±1</sup>	5 <sup>±1</sup>	5 <sup>±1</sup>	--	--	--	>20	>18
	IEC FEMALE	R	--	--	--	6 <sup>±1</sup>	--	--	--	--	--	--			
CROSSO-VER 21564 45564 S NQ 2a	IEC MALE	TV	9 <sup>±1</sup>	9 <sup>±1</sup>	9 <sup>±1</sup>	--	9 <sup>±1</sup>	9 <sup>±1</sup>	9 <sup>±1</sup>	9 <sup>±1</sup>	--	--	1 <sup>±0.5</sup>	>20	>18
	IEC FEMALE	R	--	--	--	9 <sup>±1</sup>	--	--	--	--	--	--			

# WATERPROOF 48 series

EFAPEL with the series **Waterproof 48** is the right choice for "any terrain" when performing an electrical installation in a moist or dusty environment.

Thanks to IP65 protection and use of thermoplastic with high resistance to weather conditions, the **Waterproof 48** series represents the best solution for installations in industrial areas, garages and gardens.

It is produced in the traditional color gray – RAL 7035 – and in white – RAL 9003, which are colors used in EFAPEL technical cable trunkings.

The series **Waterproof 48** has 34 functions; these can be mounted in simple or double bases and in vertical or horizontal positions.

IP65

IK07

16A









## Control Devices





	Order code	Color	Box (Un)
 Single Pole Switch 16AX - 250V~	48011 C	CZ BR	10
 Single Pole Switch with Orienting Light 16AX - 250V~	48012 C	CZ BR	10
 Single Pole Switch with Pilot Lamp 16AX - 250V~	48013 C	CZ BR	10
 Two Circuits Switch IP65, IK07 16AX - 250V~	48061 C	CZ BR	10
 Two-pole Switch IP65, IK07 16AX - 250V~	48021 C	CZ BR	10
 Two-pole Switch with Pilot Lamp 16AX - 250V~	48023 C	CZ BR	10
 Intermediate Switch IP65, IK07 16AX - 250V~	48051 C	CZ BR	10
 Intermediate Switch with Orienting Light IP65, IK07 16AX - 250V~	48052 C	CZ BR	10
 Two-way Switch IP65, IK07 16AX - 250V~	48071 C	CZ BR	10
 Two-way Switch with Orienting Light IP65, IK07 16AX - 250V~	48072 C	CZ BR	10
 Two-way Switch with Pilot Lamp IP65, IK07 16AX - 250V~	48073 C	CZ BR	10
 Double Two-way Switch IP65, IK07 16AX - 250V~	48101 C	CZ BR	10

Legend: C - Complete devices; BR -White; CZ - Gray.

## Control Devices

	Order code	Color	Box (Un)
 Rocker Push-button IP65, IK07 16A - 250V~	48151 C	CZ BR	10
 Rocker Push-button with Orienting Light - 250V~ IP65, IK07 16A - 250V~	48152 C	CZ BR	10
 Rocker Push-button with Orienting Light - 12V IP65, IK07 6A - 12V	48162 C	CZ BR	10
 Venetian Double Push-button IP65, IK07 16A - 250V~	48281 C	CZ BR	10
 Venetian Double Push-button for multiple points Blinds Control IP65, IK07 16A - 250V~	48283 C	CZ BR	10
 Venetian Switch IP65, IK07 16A - 250V~	48290 C	CZ BR	10

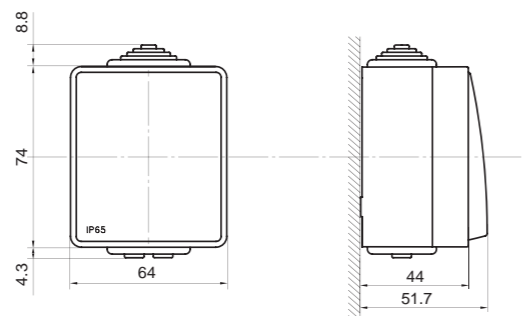
## Energy Sockets

	Order code	Color	Box (Un)
 Safety Earth Socket (French Type) IP65, IK07 16A - 250V~	48112 C	CZ BR	10
 Safety Single Phase Socket IP65, IK07 16A - 250V~	48122 C	CZ BR	10
 Earth Socket (Schuko Type) IP65, IK07 16A - 250V~	48131 C	CZ BR	10
 Safety Earth Socket (Schuko Type) IP65, IK07 16A - 250V~	48132 C	CZ BR	10

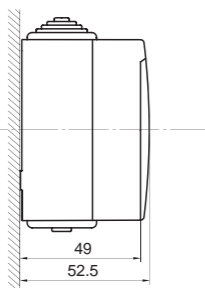
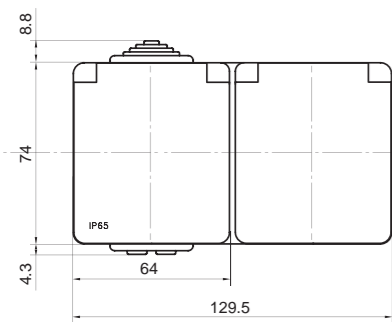
Legend: C - Complete devices; BR -White; CZ - Gray.



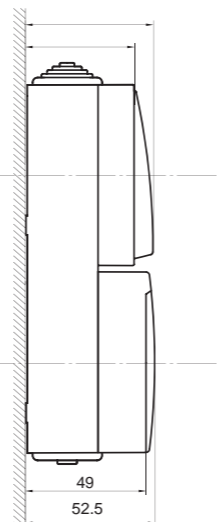
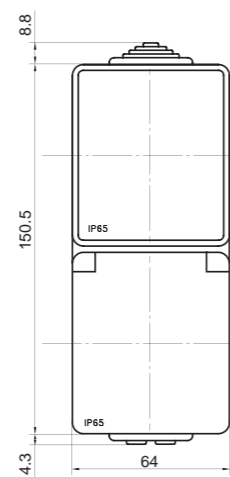
INSTRUMENT / SOCKET



TWO-INSTRUMENT / SOCKET  
- horizontal



TWO-INSTRUMENT / SOCKET  
- vertical



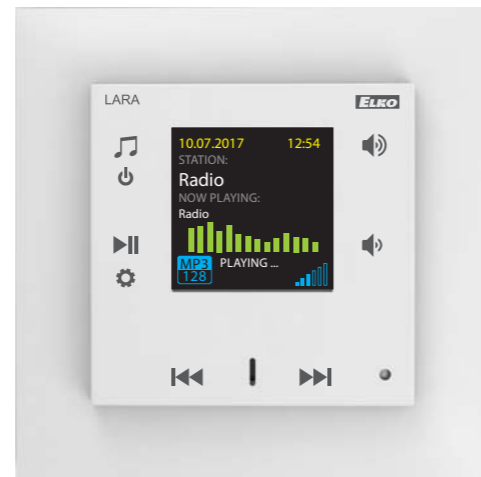
# LARA... player in the switch

Radio / Music / Intercom / Videophone / Audiozone



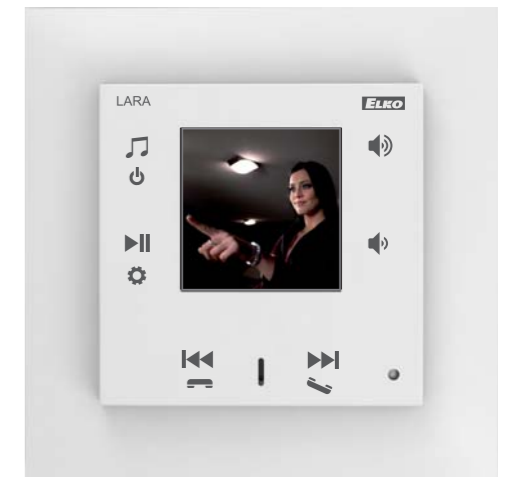
## LARA Radio

- LARA Radio is a music and internet radio player - the size of a circuit breaker, in the LOGUS<sup>90</sup> design (metal, wood, metal ...).
- LARA is used for example in the kitchen, bathrooms, waiting rooms, offices, receptions, entrance halls, operating rooms or wellness areas.
- LARA can play a radio stream and can store as many as 40 in connection with the internet. However, these can be selected from thousands of stations around the world that provide the correct connection data.
- LARA Radio can play the content of an external music source, for example, such as an iPhone, a smart phone, or an MP3 player. These devices are plugged into a 3.5 mm stereo audio jack input that is located at the bottom of the front panel.
- LARA Radio also plays audio files from the central data repository in which the Logitech Media Server is installed. When using with NAS, LARA NAS App is available.
- Operation is done by touching the front panel or infrared remote (included with the product package).
- LARA Radio is equipped with a 1.5 "OLED colour display (basic music playback information, setup menu orientation, etc.).
- LARA Radio has an integrated 2x10W amplifier, making it very easy to install the device in areas where the power is sufficient.
- LARA Radio is powered by PoE with a maximum voltage level of 27 V DC / 1000 mA. The advantage is one cable (UTP) for power and communication.

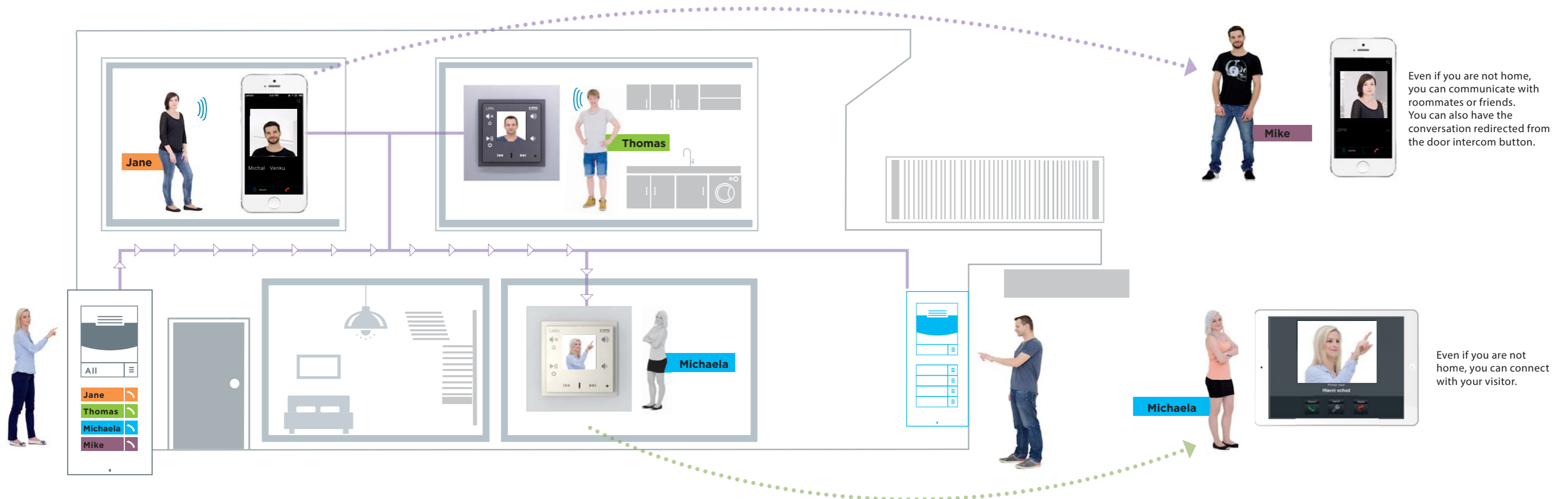


## LARA Intercom

- Not only is LARA your radio and music player, but it is also an INTERCOM, VIDEOTELEPHONE and /or AUDIOZONE.
- LARA Intercom is suitable for installation in both residential and commercial buildings.
- INTERCOM allows bidirectional communication between people in the house, up to 8 LARA devices can communicate directly between them.
- In the case of a 2N IP installation (which has an integrated Asterisk disk), Intercom can be used not only between LARA devices but also among smartphones (with iHC-MA, iHC-MI installed).
- VIDEOTELEPHONE allows you to communicate with 2N and ALPHATECH TECHNOLOGIES (IP BOLD) IP from which LARA transmits picture and sound. If you are not at home, the call is automatically redirected to your smartphone.
- You can connect 6 LARA + 2 IP Phones (or combine them with up to 8 accounts in different ways). Once you have connected a "Connection server," you can use up to 30 LARA devices (combined with IP-speakers) in the installation, which is especially suitable for larger installations (buildings, apartment buildings).
- AUDIOZONE, which allows you to play your music in any area in the house.
- LARA Intercom also plays back audio files from the central data repository in which the Logitech Media Server is installed. This feature of LARA can be used within a comprehensive iNELS system or as a device completely independent of house automation. When used within iNELS, the control is part of a comprehensive iHC application. When using with NAS, LARA NAS App is available.



## Intercom & Videophone



LARA allows you to communicate across the house (Intercom) as well as the door-to-door with the door phone (Videophone).

Up to 30 devices (LARA, phone, tablet ...) can be connected to the system. LARA can communicate with you outside of the house - all you need is an internet connection.

## Installation

### Flush mounting

The LARA device can be installed in an installation box (along with switches), in a design from one to five frames. This installation is recommended in places where at least one installation box is installed or in a place with hollow walls.



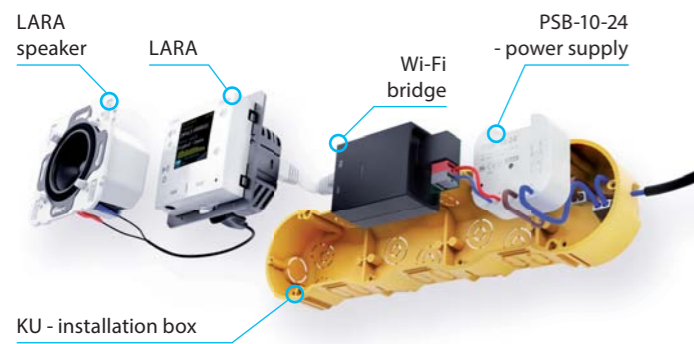
### Surface mounting

Surface mounting enables installing the LARA device in places where structural modifications are impossible or difficult to perform. The box is designed for one frame only with selection of installations of external speakers mounted on walls or ceiling.



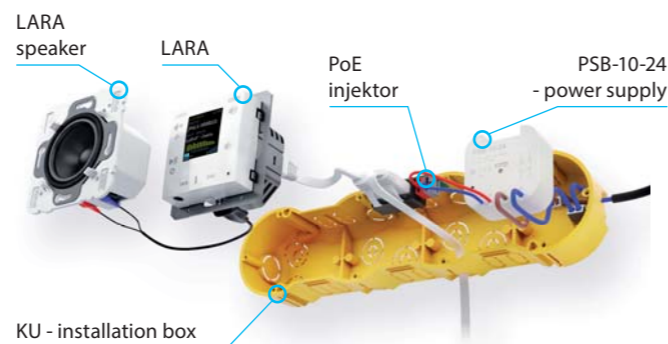
## Power supply

### Power supply PoE + Wi-Fi into a box




Wi-Fi bridge with PoE and power supply into an installation box.  
Power supply 230V.  
order number: 5224

### Power supply PoE into a box




PoE injector with power supply intended for an installation box.  
Power supply 230 V.  
order number: 6605

### PoE supply



Power injector with plug-in 230V adapter.  
order number: 5225

### Power supply PoE + Wi-Fi



Wi-Fi bridge with PoE plug in 230V adapter.  
order number: 5227

## Speakers

### Flush mounted



dimensions (mm):  
Ø 52  
power: 10 W  
impedance: 32 Ω  
more color available

### On the wall



dimensions (H x W x D):  
274 x 185 x 37 mm  
power: 15 W  
impedance: 8 Ω, 16 Ω, 32 Ω  
color: white

### Into a suspended ceiling



dimensions (mm):  
Ø 180  
power: 30 W  
impedance: 8 Ω, 16 Ω, 32 Ω  
color: white



dimensions (H x W x D):  
220 x 220 x 93 mm  
power: 60 W  
impedance: 8 Ω, 16 Ω, 32 Ω  
color: white

## Door Speakers Compatible Door phone Videophones



Producer: 2N  
Type: Verso

## Accessories



**AUX CABLE LARA (LARA CINCH CABLE)**  
5208  
Used to connect LARA with exter. amplifier. Reduction 4pin from LARA LINE OUT to 2x CINCH plug into amplifier, length 2x20 cm.



**LARA PoE POWER ADAPTER**  
6191  
PoE power for one LARA.



**LARA SPEAKER CABLE**  
5209  
Patch cable LARA - speaker.



**WIFI BRIDGE**  
5210  
Used for LARA wireless connection via WiFi network.



**AUX CABLE LARA (LARA AUDIO CABLE)**  
6704  
Used to connect LARA with external music source (smartphone, mp3 player). Length 20cm terminated with 2x stereo jack 3.5mm.




**POWER SUPPLY (PSB-10-24)**  
4378  
Switching stabilized power supplies with fixed output voltage, intended for mounting into an installation box (e.g. KU-68). PSB-10-24 - stabilized power supply 24V/10 W.



**PoE SWITCH**  
6605  
Provides LAN connectivity and PoE power supply for up to 5 x LARA. Power supply AC 230 V.



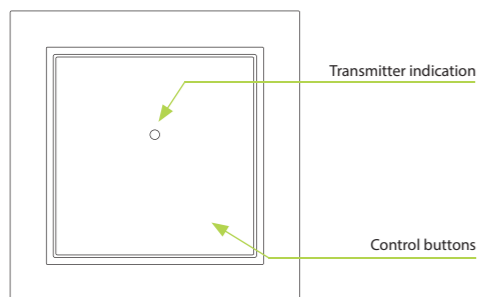
**NAS EXTERNAL STORAGE**  
7212  
Two-chamber NAS server with the function of hosting, sharing and data security.



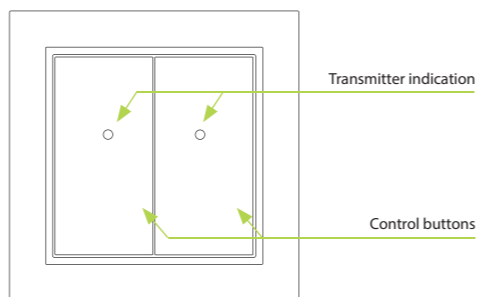
- The wireless controller is used to control switches and dimmers (lights, gate, garage door, blinds, etc.).
- **RFWB-20/G:** two buttons enable control of two units independently.
- **RFWB-40/G:** four buttons enable control of four units independently.
- The flat design with level base makes it ideal for fast installation on any surface (fixation with adhesive or screws in the installation box).
- When pressing the button, it sends a set signal (ON/OFF, dimming, time switching OFF / ON, blinds up/down).
- Sending a command is indicated by a red LED.
- In LOGUS<sup>90</sup> switch frame design (plastic, glass, wood, metal, stone).
- Option of setting light scenes, where with a single press, you can control units of iNELS RF Control.
- Battery power supply (3 V / CR2032 - included in the supply) with battery life of around 5 years based on frequency of use.
- Range up to 200 m (in open space), if the signal is insufficient between the controller and unit, use the signal repeater RFRP-20 or protocol component RFIO<sup>2</sup> that support this feature.
- Communication frequency with bidirectional protocol iNELS RF Control.

Device description

RFWB-20/G



RFWB-40/G



Examples of placement



RFSA-61B  
RFSC-61




LOGUS<sup>90</sup>


We bring you switches, sockets and accessories in standard, plastic or metallic design, but you will be impressed most by enchanting luxury design of purely natural frames: real wood, metal, granite and tempered glass - crystal




On wall



On wood



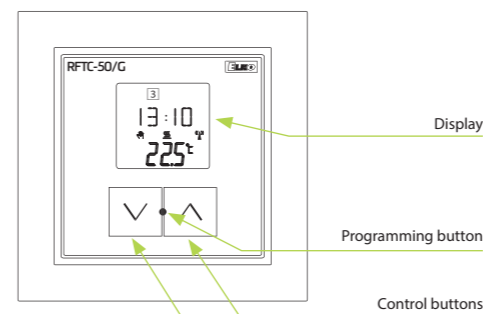
On glass



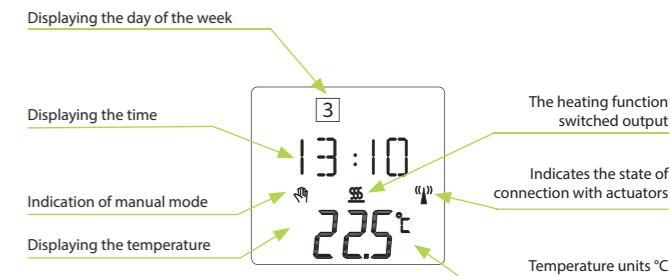
Flat design - the depth of the device is only 20 mm!

- The wireless controller in design LOGUS<sup>90</sup> measures the room temperature by internal sensor, and based on the set temperature, it sends a command for heating / cooling.
- Option of setting a daily/weekly automatic control program.
- The temperature controller can be used in one of two ways:
  - For controlling an additional heat source (heater, oil radiator, radiant panel) with multi-function switching units RFS-A-6x, RFUS-61 or RFSC-61.
  - For control of floor heating, when the internal sensor scans the room temperature, and based on the value, controls the heating unit RFSTI-11B, which monitors the critical floor value by external sensor.
- Manual control by buttons on the unit.
- Range of measured temperature 0-55 °C.
- The backlit LCD display displays the current and set temperature, status (ON/OFF), battery status, day of the week, current time, etc.
- Battery power (1.5 V / 2x AAA - included in supply) with battery life of around 1 year based on frequency of use.
- The flat rear side of the device enables its placement anywhere in the room where you wish to measure temperature.
- Range up to 100 m (in open space), if the signal is insufficient between the controller and unit, use the signal repeater RFRP-20 or protocol component RFIO<sup>2</sup> that support this feature.
- Communication frequency with bidirectional protocol iNELS RF Control.
- Color combination of temperature unit in design of frames LOGUS<sup>90</sup> (plastic, glass, wood, metal, stone).

Device description



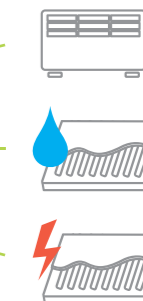
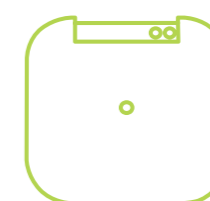
Display description


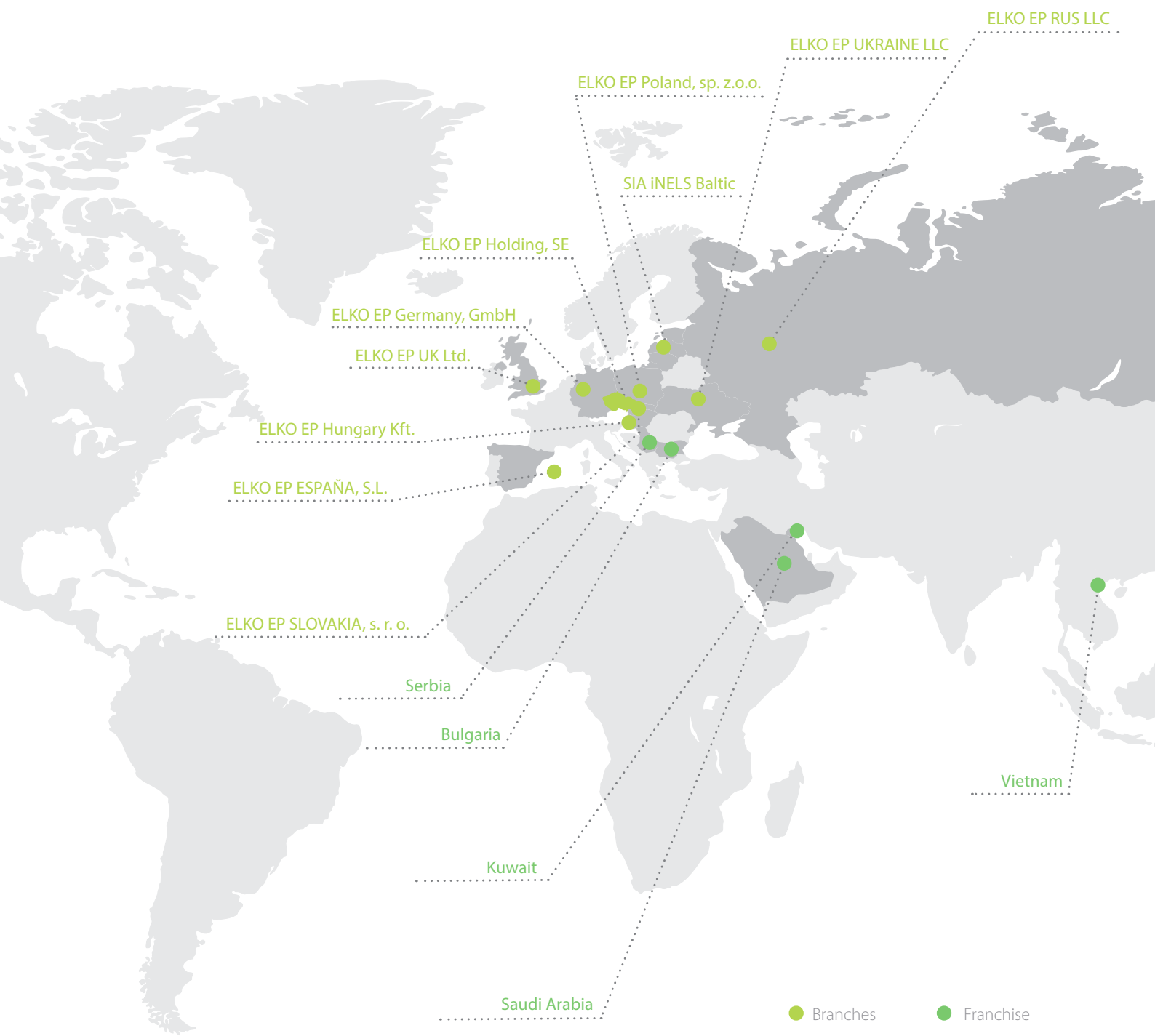


Example of connection



RFS-A-61B  
RFSC-61  
RFSTI-11B





**ELKO EP, s.r.o.** | Palackeho 493 | 769 01 Holesov, Vsetuly | Czech Republic  
 phone: +420 573 514 221 | fax: +420 573 514 227 | elko@elkoep.com | www.elkoep.com

Published: 02/2021 | Modifications or amendments reserved | © Copyright ELKO EP, s.r.o. | 1st edition